

ASL PROFICIENCY DEVELOPMENT

Salt Lake Community College

Humanities, Language, Culture, and ASL/I Department
ASL 2100.001 — Fall 2024 — 4 credits

Instructor Details:

Email:
Office Phone:
Mobile Phone:
Office:

Class Meetings:

Mon/Wed: [REDACTED] (4 credits)
Date: [REDACTED]
Room: [REDACTED]

COURSE DESCRIPTION

The course focuses on proficiency development. Students will learn techniques and strategies to increase their language proficiency in a variety of social, educational and cultural settings.

* Prerequisites: ASL 2020

COURSE OBJECTIVES

The course applies knowledge of American Sign Language (ASL) grammar and vocabulary to the description of increasingly complex constructs, processes and situations. Students incorporate multiple characters using constructed dialogue and constructed action into medium-length stories, narratives and the discussion of hypothetical issues. Also, this course builds on the cultural competence and language skills developed in ASL with increased focus on developing comprehension and production skills in various ASL genres and registers. The assessment will include the following areas: grammatical accuracy, vocabulary development, fluency, production (accent), and comprehension.

LEARNING OUTCOMES

Upon the completion of the course, the students will be able to:



1. Comprehend ASL signs, phrases, fingerspelling, non-manual signals, number signs and depicting verbs as signed by the instructor and videos from workbook.
2. Identify ASL variations regarding geography.
3. Demonstrate their expressive skills in a grammatically correct manner and using depicting verbs and space in ASL through his/her class exercises, debates and interactions.
4. Use ASL phrases in their utterance.
5. Analysis ASL grammar and phrases in stories.
6. Use non-manual signals in ASL consistently.
7. Demonstrate his/her presentational skills using academic ASL, formal techniques, and signs choices.
8. Demonstrate an ability to utilize the Deaf cultural behaviors in his/her ASL signing in class exercises, debates and interactions as observed by the instructor.

COURSE MATERIALS



Canvas for assignments submission, upload videos, discussion boards, other features. The website address is www.slcc.instruction.com or go to www.slcc.edu and click “Canvas” on the top of the screen.

COURSE ASSIGNMENTS



LANGAUGE EXERCISES:

Exercises will provide through Canvas with instruction as your homework. A student is required to view the online lectures, do the assigned readings, and assignments/quizzes. The instructor will assume students have completed the online assignments before class. A student is required to post the exercise assignments in ASL or English and participate in a group discussion in Canvas. The exercises help a student to enhance your language skills and the instructor may give a student a feedback. Each exercise will be under the module section in Canvas.



PRESENTATION:

Students will give a presentation in ASL during a regular class time. The live presentation will be filmed to be evaluated at a later date (GoReact). The instructor will provide further information about the presentation assignment during the semester.



EXPRESSIVE EXAMS:

There will be four exams during the semester. Each student will prescribe or self-generate sentence utilizing vocabulary and grammar points taught in previous units through videos. The exams will indicate a student’s expressive skills and knowledge from what s/he has learned in class. The videos will be viewed and critiqued by the instructor along with the rubric evaluation. Each exam comes from each subject. Exams date are on the schedule. Upload a video into GoReact so the instructor will give feedback on students’ work.



COMPREHENSION EXAMS:

There will be two comprehensive exams during the semester. In these comprehension exams, you will demonstrate your ability to understand and interpret ASL. The exam consists of a series of video clips featuring various ASL conversations, narratives, and scenarios. Your task is to watch each video and answer a set of questions that assess your comprehension of the signed content.








FINAL EXAM:

The final exam will be based on the principles you have learned from the class lectures/ discussions and from the textbook through the learning outcomes requirement. It may be an essay, multiple choice, short answers, matching answers, and true/false answers. Also, the instructor will sign or show video clips of sentences and/or stories in ASL. The student will sign in ASL for each message presented. It tests students’ receptive/expressive skills as well as Deaf culture knowledge. The final exam will be on [REDACTED]

COURSE EVALUATION

ASSESSMENT BREAKDOWN

ASSESSMENTS	POINTS	WEIGHT
 Expressive Exams (4)	100	45%
 Comprehension Exams (2)	50	25%
 Presentation (1)	16	15%
 Final Exam (1)	25	10%
 Language Exercises	100	5%
	291	100%



GRADING SCALE

Letter grades are based on this breakdown:

GRADING SCALE	
A = 100% - 94%	C = 75% - 73%
A- = 93% - 90%	C- = 72% - 70%
B+ = 89% - 86%	D+ = 69% - 66%
B = 85% - 83%	D = 65% - 63%
B- = 82% - 80%	D- = 62% - 60%
C+ = 79% - 76%	E = below 60%

EXPECTATIONS & POLICIES



ASL ZONE POLICY:

This is an immersion classroom. When student steps into the classroom s/he are required to not use his/her first language. That sound difficult to some students but it is the best way to learn ASL. It is similar to other foreign classes that do not allow spoken English. Please respect this policy and use ASL to communicate with everyone even with his/her classmate sitting next to him/her. A student will respond and ask questions in ASL whenever possible and use other manual means (pantomime, gestures, etc.) when necessary. Please understand that it is extremely rude and culturally inappropriate to use voice in the class.



ATTENDANCE AND PARTICIPATION POLICY:

Attendance and in-class participation are necessary for vital for passing the course. A student needs to be prepared with readings/materials and actively participate in any classroom activities. Respect should be shown at all times in other classmates, instructor, and guests. In addition, adherence to the ASL Zone policy is required. Unexcused absences and repeated tardiness will have a negative impact on your grade. It is the student's responsibility to notify the instructor when you will be absent. A student is responsible to contact his/her classmates to make up the assignment or follow up. Work turned in after an absence will be marked late unless arrangements are made. Consistent attendance and participation are essential to the learning of any language.



PROBLEM RESOLUTION:

Problems or concerns should be addressed to the instructor first (in most situations). The instructor want to work with a student so please feel free to discuss concerns with the instructor. The instructor is always happy to help a student become a success in the course.



ACADEMIC INTEGRITY:

Cheating in any form will not be tolerated. Students caught cheating will be rewarded with a failing grade. There will be no warning.



INTELLECTUAL PROPERTY RIGHTS:

Student may not record or publish information from the class without written authorized use from the instructor. If used without authorization you have violated privacy/intellectual property rights.



ASL AND INTERPRETER TRAINING PROGRAM (ITP) MAJORS:

To meet foreign language requirements for an Associate in Arts degree, Student's ASL course grade needs to be a C or better BUT for the ITP, s/he must earn a B- or better in ASL classes to be eligible to apply for the Interpreter Training Program. For information regarding additional requirements and prerequisites for the ITP check out the ASL/Interpreting Department website (www.slcc.edu/asl).

STUDENT RESPONSIBILITIES AND BEHAVIOR:



COMPLETE all homework/reading assignments



TAKE RESPONSIBILITY as a learner. Study outside of class each day even when no specific assignment is given.



PARTICIPATE. Everyone must participate with class discussion, questions, and conversations with classmates and instructor in ASL. Everyone will make mistakes (it is common with learning a new language). Use what student have got to the best s/he can. Using gadgets such as smartphones, cellphones, iPads, or iPods are not allowed in class. If there is an emergency, please step outside of classroom to use phone.



RESPECT OTHERS. Unruly, disruptive, disrespectful, or uncooperative behavior will result in his/her being administratively withdrawn from the class. Respect the ASL zone policy.



CONTACT THE INSTRUCTOR. If student can't come to class on the day of a test or other assignment, please contact the instructor. This should occur **BEFORE** the starting time of the class period. If student is unable to contact the instructor prior to class, do it as soon as possible.

COURSE OUTLINE

All are Tentative

	MONDAY	WEDNESDAY
1 8/19- 8/21		Introduction - Syllabus 1.1 - What's language? 1.2 - ASL Concepts 2.1 - History of ASL
2 8/26- 8/28	2.2 - Sign Formation 2.3 - Variation in ASL 3.1 - Nouns & Verbs 3.2 - Compounds & Contractions	5.1 - Fingerspelling 5.2 - Loan Signs 6.1 - Statements, Questions, & Commands 6.2 - Conditionals 6.3 - Negation & Assertion
3 9/2- 9/4	No Class Labor Day	6.4 - Topicalization 6.5 - Relative Clauses 6.6 - When Clauses
4 9/9- 9/11	7.1 - Relative Time 7.2 - Non-manual Adverbs 7.3 - Incorporation of Numbers 7.4 - Passive Hand as Reference Point 7.5 - Time Signs (Regularity, Duration, Approx., Repetitions 7.6 - Tenses	8.1 - Pronouns Referring to "Present" People, Things, Places 8.2 - Pronouns Referring to "non-Present" People, Things, Places 9.1 - Subjects and Objects 10.1 - Depicting Verbs: Represent Nouns Comprehension Exam#1
5 9/16- 9/18	10.2 - Depicting Verbs: Everything 10.3 - Depicting Verbs: Motion Pictures 11.1 - Locatives: Depicting Verbs 11.2 - Locatives: Directional verbs & Indexing	12.1 - Pluralizations 13.1 - Temporal Aspect 13.2 - Distributional Aspect
6 9/23- 9/25	Talking about Money 22.1 - Basic Money Vocabulary 22.2 - Discussing Banking Terms Expressive Exam#1	22.3 - Debts, Bills, and Contributions 22.4 - Making Financial Decisions
7 9/30- 10/2	Making Major Decision 23.1 - Discussing Housing Situations 23.2 - Discussing Cars	23.3 - Discussing College Choices 23.4 - Discussing Major Decisions #1 Expressive Exam#2
8 10/7- 10/9	23.5 - Discussing Major Decisions #2	15.1 - Idioms
9 10/14- 10/16	15.2 - ASL Phrases#1 15.3 - ASL Phrases#2 Expressive Exam#3	15.4 - ASL Phrases#3 15.5 - ASL Phrases#4
10 10/21- 10/23	16.1 - Non-Manual Grammatical Signals in ASL#1	16.2 - Non-Manual Grammatical Signals in ASL#2

	MONDAY	WEDNESDAY
11 10/28- 10/30	24.1 - Describing Body Parts Comprehension Exam#2	24.2 - Explaining the Normal Process 24.3 - Dealing with Terminology
12 11/4- 11/6	24.2 - Explaining the Normal Process 24.3 - Dealing with Terminology Expressive Exam#5	24.4 - Describing symptoms, causes, and treatments 24.5 - Discussing Conditions
13 11/11- 11/13	24.5 - Health Condition: Diabetes 24.6 - Health Condition: Parkinson's Disease	Presentation: Health Condition
14 11/18- 11/20	Storytelling 19.1 - The Frog Prince 19.2 - The Bridge of Magpies	19.3 - The Merchant's Daughter and Slanderer 19.4 - The Magic Mirror of Rabbi Adam
15 11/25- 11/27	19.5 - The Twelve Dancing Princesses	No Class Thanksgiving
16 12/2- 12/4	19.6 - Rumpelstiltskin 19.7 - Red Riding Hood	19.8 - Hansel and Gretel 19.8 - The Little Three Pigs Review Final Exam (Storytelling)