

# Dental Hygiene Theory I

DH1100 001

## Course Description

---

Introductory course to practice of dental hygiene. Students learn principles and theory of infection control, medical & dental histories, extra/intra-oral assessments, management of medical emergencies, current instrumentation and operator management.

Prerequisite: Accepted and enrolled in the Dental Hygiene program.

Corequisite: DH 1110

Semester(s): Fall

---

## Course Student Learning Outcomes

---

- List the procedures that are expected of a dental hygienist during a medical emergency and be able to identify the different types of dental/medical emergencies.
- Describe personal protection of the dental practitioner in treating patients, including the rationale for universal precautions and the use of various barriers for infection control.
- List infection control procedures in the clinical setting, including methods of disinfection and sterilization and the advantages and disadvantages of each.
- Describe operator and patient positioning for optimal, ergonomic, safe dental hygiene practice.
- Describe communication strategies to effectively convey information and instruction to patients.
- Discuss the elements and relevance of proper documentation of patient information during the assessment stage of treatment, including completion of a caries/restorative dental chart and a periodontal exam and chart.
- Discuss the principles of disease transmission and the protocol for infection control in the dental environment.
- Discuss the rationale for comprehensive medical histories, the components of the medical history, and the communication skills associated with proper procedures for taking a medical history.
- Explain the professional roles of the dental hygienist, including types of services performed, ethical considerations, and core values.
- Identify the vital signs, their respective normal range values, and the factors that influence each vital sign; describe the procedure used to determine patient vital signs.
- Describe the extraoral and intraoral examination methods, sequencing, and normal expectations, including documentation of findings and differentiation between normal and abnormal findings.
- Distinguish between the various examination and scaling instruments in terms of design and indication for use.

- Describe instrumentation grasps, fulcrum procedures, angulation, adaptation, activation and exercises for dexterity.
- Recognize and explain evidence-based dental hygiene practice.
- Summarize selective polishing and its indications.
- Classify the different types of fluorides including indications, usage, contraindications, limitations, protocol for toxicity.
- Discuss sealants, their indications and contraindications. Explain the process for applying, curing, and finishing sealants.
- Identify and describe the anatomy and function of the periodontium.
- Describe and discuss the acquired pellicle, dental biofilm, material alba, and calculus.
- Discuss the basic principles of instrumentation and the techniques that apply to mirror use, probing, exploring, and scaling.
- Identify methods for evaluation of complete calculus deposit removal, differentiating between vertical, oblique, and horizontal strokes.
- Describe and discuss gingival and periodontal infections, and their contributing factors.
- 

## College Wide Student Learning Outcomes

- 1. Communicate effectively
- 2. Develop quantitative literacies necessary for their chosen field of study
- 3. Think critically & creatively
- 4. Develop civic literacy and the capacity to be community-engaged learners who act in mutually beneficial ways with community partners
- 5. Develop knowledge and skills to work with others in a professional & constructive manner

- 6. Develop computer & informational literacy
- 7. Develop the attitudes and skills for lifelong wellness

## Assignment Schedule

---

Due Date	Assignment Name	Assignment Type	Points
	<a href="#">Getting to Know You</a>	Discussion	0
8/25	<a href="#">Dental Hygiene Pre-Test - Requires Respondus LockDown Browser + Webcam</a>	Quiz	0
8/26	<a href="#">Homework Week 2</a>	Assignment	25
9/2	<a href="#">Homework Week 3</a>	Assignment	45
9/2	<a href="#">Online Quiz Week 2</a>	Quiz	38
9/9	<a href="#">Homework Week 4</a>	Assignment	25
9/9	<a href="#">Online Quiz Week 3</a>	Quiz	57
9/16	<a href="#">Homework Week 5</a>	Assignment	25
9/16	<a href="#">Online Quiz Week 4</a>	Quiz	50
9/23	<a href="#">Homework Week 6</a>	Assignment	35
9/23	<a href="#">Online Quiz Week 5</a>	Quiz	35
9/30	<a href="#">Dental Hygiene License (DOPL) Assignment</a>	Assignment	25
9/30	<a href="#">Homework Week 7</a>	Assignment	25
9/30	<a href="#">Online Quiz Week 6</a>	Quiz	40

<b>Due Date</b>	<b>Assignment Name</b>	<b>Assignment Type</b>	<b>Points</b>
10/7	<a href="#">Online Quiz Week 7</a>	Quiz	25
10/7	<a href="#">Homework Week 8</a>	Assignment	25
10/14	<a href="#">Homework Week 9</a>	Assignment	51
10/14	<a href="#">Online Quiz Week 8</a>	Quiz	28
10/21	<a href="#">Online Quiz Week 9</a>	Quiz	40
10/21	<a href="#">Homework Week 10</a>	Assignment	21
10/21	<a href="#">DH 1100 Theory I Midterm Exam</a>	Quiz	115
10/28	<a href="#">Homework Week 11</a>	Assignment	50
11/4	<a href="#">Homework Week 12</a>	Assignment	20
11/4	<a href="#">Online Quiz Week 11</a>	Quiz	35
11/11	<a href="#">Homework Week 13</a>	Assignment	20
11/11	<a href="#">Online Quiz Week 12</a>	Quiz	30
11/18	<a href="#">Homework Week 14</a>	Assignment	20
11/18	<a href="#">Online Quiz Week 13</a>	Quiz	32
11/25	<a href="#">Homework Week 15</a>	Assignment	20
11/25	<a href="#">Online Quiz Week 14</a>	Quiz	35
11/25	<a href="#">Medical Considerations/Emerg ency Care Class Presentation</a>	Assignment	100
12/2	<a href="#">Community Service- Learning Reflection</a>	Assignment	20
12/2	<a href="#">Online Quiz Week 15</a>	Quiz	39

Due Date	Assignment Name	Assignment Type	Points
12/8	<a href="#">Dental Hygiene Post-Test - Requires Respondus LockDown Browser + Webcam</a>	Quiz	0
12/9	<a href="#">DH 1100 Theory I Comprehensive Final Exam</a>	Quiz	120

## Communication Plan

---

- I will respond to email within 1-3 days.
- I will offer feedback on major assignments within a week.
- The best way to contact me is via my slcc.edu email, as I will prioritize this email over other modes of communication.
- If you need an immediate response, you are welcome to text me.

## Brief Description of Assignments/Exams

---

- The [Dental Hygienist License \(DOPL\)](#) assignment (1) is to assist the student in gaining a better understanding of how the licensed dental hygiene professional may practice in the state of Utah. It will be submitted through Canvas by September 25th by 11:59 PM. A guideline with questions for the student to answer is provided.
- [Community Service-Learning Reflection](#) (1) incorporate civic engagement and critical reflective thinking. A service-learning reflection will summarize the student experience while providing service related to oral health (6 hours). The experience should be with a community organization that promotes oral health and/or the profession of Dental Hygiene. The reflection of the community service-learning experience is due by the last day of lecture using a provided rubric and writing prompts.

- Each student will be assigned a possible Medical Emergency/Consideration that may be encountered while treating patients. The student will prepare an 8-10 minute presentation to give to the class. A guideline, study guide, example outline, and rubric are provided.
- Weekly Homework assignments (14) will strengthen the student's critical thinking skills and knowledge through assigned reading in the course texts. Homework is due before class the following week and should be uploaded into the appropriate assignment area in Canvas.
- Weekly Online Quizzes (13) will be used to summarize and review the weekly reading material. They consist of 20-30 questions are given in Canvas. They are open book and should be completed independently from other students. They are designed to assist the student in learning and preparation for exams. They are due by the following week.
- A Midterm Exam will cover all material up until the exam date. It will consist of approximately 109 multiple-choice, multiple answers, true/false, matching, and fill-in-the-blank(s) questions with one extra credit (110 total). It will be given in the assessment center.
- A Final Exam will be comprehensive and consist of approximately 108 (120 points) multiple-choice, multiple answers, true/false, matching, and fill-in-the-blank(s) questions. The exam will cover information presented in reading assignments, homework, and lecture notes. The final exam will be given in the assessment center.

<b>Grading</b>	<b>Possible Points</b>	<b>Percent of Grade</b>
Dental Hygienist License Assignment	25 pts.	5%
Community Service-Learning Reflection	20 pts.	5%
Medical Considerations/Emergency Presentation	100 pts.	10%
Weekly Homework	390 total pts.	15%
Online Quizzes	484 total pts.	20%
Midterm Exam	110 pts.	20%

Grading	Possible Points	Percent of Grade
Comprehensive Final	120 pts.	<u>25%</u>
		100%

## Grading Scale

---

A = 100 – 95 %	B = 86 – 83 %	C = 77 – 75 %	D = 66 – 64%
A- = 94 – 90 %	B- = 82 – 80 %	C- = 74 – 71%	D- = NA
B+ = 89 – 87 %	C+ = 79 – 78 %	D+ = 70 – 67%	E = 63 – and below

A : For outstanding work which demonstrates exceptional mastery of course material

B : For good work which is clearly beyond simple mastery of material

C : For acceptable work indicating a mastery of the basic concepts of a course (75% and above)

D : For unacceptable work that fails to meet course requirements

E : For unacceptable work that fails to meet course requirements

### **REQUIREMENT FOR SUCCESSFUL COMPLETION OF THIS COURSE:**

A minimum passing grade of a C or 75% is required for successful completion of this course.


## How to Navigate to Canvas

---

## Required Text or Materials

---





**Title:** Wilkins' Clinical Practice of the Dental Hygienist

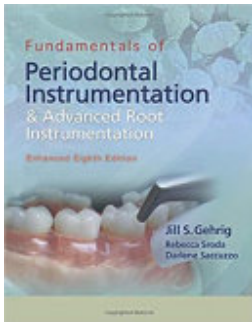
**ISBN:** 9781284295726

**Authors:** Linda D. Boyd, Lisa F. Mallonee

**Publisher:** Jones & Bartlett Learning

**Publication Date:** 2023-06-05

**Edition:** 14th Edition



**Title:** Fundamentals of Periodontal Instrumentation and Advanced Root Instrumentation, Enhanced


**ISBN:** 9781284242515

**Authors:** Jill Gehrig, Rebecca Sroda, Darlene Saccuzzo

**Publisher:** Jones & Bartlett Publishers

**Publication Date:** 2018-08-13

**Edition:** 8th Edition



**Title:** Patient Assessment Tutorials: A Step-By-Step Guide for the Dental Hygienist

**ISBN:** 9781284240924

**Authors:** Jill S. Gehrig

**Publisher:** Jones & Bartlett Learning

**Publication Date:** 2020-06-09

**Edition:** 4th Edition

For more information on textbook accessibility, contact Accessibility & Disability Services at [REDACTED]

## [Student Academic Calendar](#)

---

As students you should be aware of all important dates in the semester, such as the day that courses begin and end, as well as the drop date and the last day to withdraw. To learn more about those dates, navigate to the Student Academic Calendar below:

[SLCC Student Academic Calendar](#)

## [Course Outline and Calendar](#)

---

COURSE	TOPIC/ACTIVITY AND EXAMS	ASSIGNMENTS/ QUIZZES DUE	MEDICAL EMERGENCY PRESENTATIONS
	<b>WEEK TWO</b> (ch. #W- Wilkins, #P- Perio Inst., #A- Assess.)		
Aug. 26 <sup>th</sup> DH 1100	<b>Introduction</b> Syllabus/Canvas Civic Engagement/Service-Learning Medical Emergency Assignments Student Appointments/Sign-up  <b>*The Professional Dental Hygienist (ch. 1W)</b> <b>*Patient Reception and Ergonomic Practice (ch. 8W)</b> <b>*Ergonomics and Periodontal Instrumentation (m. 1P)</b> <b>*Clinician Position in Relation to Treatment Area (m. 2P)</b>  Time Management Learning Activity	Course Verification Agreement  Dental Hygiene Pre-test Due  Homework Week 2	
	<b>WEEK THREE</b>		
Sept. 2 <sup>nd</sup> DH 1100	<b>LABOR DAY- No Class (Self-Study)</b>  <b>*Infection Control: Transmissible Diseases (ch. 5W)</b> <b>*Exposure Control: Barriers for Pt. and Clinician (ch. 6W)</b> <b>*Infection Control: Clinical Procedures (ch. 7W)</b>	Online Quiz Week 2  Homework Week 3	
	<b>WEEK FOUR</b>		
Sept. 9 <sup>th</sup> DH 1100	<b>BRING TO CLASS:</b> Instrument Cassette with Dental Mirror, UNC Perio Probe, 11/12 Explorer, and	Online Quiz Week 3	

	<p>Periodontal Typodont</p> <p><b>*Hard Tissue Examination of the Dentition (ch. 16W)</b></p> <p><b>*The Periodontium (ch. 18W)</b></p> <p><b>*Instrument Grasp (m. 3P)</b></p> <p><b>*Use of the Dental Mirror (m. 4P)</b></p> <p><b>*Finger Rests in the Anterior Sextants (m. 5P)</b></p> <p><b>*Finger Rests in the Mandibular Posterior Sextants (m. 6P)</b></p> <p><b>*Finger Rests in the Maxillary Posterior Sextants (m. 7P)</b></p> <p><b>*Technique Essentials: Movement/Orientation (m. 9P, p. 215-224)</b></p> <p>Tooth numbering exercise</p> <p>Paper/Dentrix exercise</p> <p><b>Ms. Shorter- Introduction to Dentrix</b></p> <p><b>Gehrig Video: Laying down vs. standing up on fulcrum</b></p>	<p><i>Homework Week</i></p> <p>4</p>	
	<p><b>WEEK FIVE</b></p>		
<p>Sept. 16<sup>th</sup> DH 1100</p>	<p><b>BRING TO CLASS:</b></p> <p>Instrument Cassette with Dental Mirror, UNC Perio Probe, 11/12 Explorer, and Periodontal Typodont</p> <p><b>*Medical, Dental, and Psychosocial Histories (ch. 11W)</b></p> <p><b>*Periodontal Examination (ch. 20W)</b></p> <p><b>*Fluorides (ch. 34W, p. 583-586)</b></p> <p><b>*Medical History (m. 5A)</b></p> <p><b>*Ready References: Medical History (m. 6A)</b></p>	<p>Online Quiz Week</p> <p>4</p> <p><i>Homework Week</i></p> <p>5</p>	<p><b>Medical Emergency Presentation Assignments</b></p>

	<p><b>*Dental Health History (m. 7A)</b></p> <p><b>*Periodontal Probes and Basic Technique (m. 12P)</b></p> <p><i>Wilkins' Video: Topical Fluoride</i> Clinical Procedures: Professional Topical Fluoride</p> <p><u><i>Topical Fluoride Varnish Learning Experience (LE)</i></u></p>		
	<b>WEEK SIX</b>		
Sept. 23 <sup>rd</sup> DH 1100	<p><b>BRING TO CLASS:</b> Instrument Cassette with Dental Mirror, UNC Perio Probe, 11/12 Explorer, and Periodontal Typodont</p> <p><b>*Dental Soft Deposits, Biofilm, Calculus, and Stains (ch. 17W, p. 279-293)</b></p> <p><b>*Technique Essentials: Movement/Orientation (m. 9P)</b></p> <p><b>*Technique Essentials: Adaptation (m. 10P)</b></p> <p><b>*Explorers (m. 13P)</b></p> <p><i>Gehrig Video: Activation, Handle Roll and Adaptation</i></p> <p><i>Wilkins' Video: Explorers</i></p>	<p>Online Quiz Week 5</p> <p>Homework Week 6</p>	
	<b>WEEK SEVEN</b>		
Sept. 30 <sup>th</sup> DH 1100	<p><b>BRING TO CLASS:</b> Sphygmomanometer and Stethoscope</p> <p><b>*Vital Signs (ch. 12W)</b></p> <p><b>*Vital Signs: Temperature (m. 8A)</b> +Read and Discuss the Human Element (p. 263)</p> <p><b>*Vital Signs: Pulse and Respiration (m.</b></p>	<p>Dental Hygiene License (DOPL) Assignment Due</p> <p>DH 1110 Clinical Service-Learning Reflection</p>	

	<p><a href="#">9A)</a></p> <p>+Read and Discuss the Human Element (p. 281-282)</p> <p><b>*Vital Signs: Blood Pressure (m. 10A)</b></p> <p>+Read and Discuss Practical Focus Cases (p. 329-333)</p> <p><b>Wilkins' Video: Vital Signs</b> Risk Factors for Oral Diseases</p>	<p>Online Quiz Week 6</p> <p>Homework Week 7</p>	
	<b>WEEK EIGHT</b>		
<p>Oct. 7<sup>th</sup> DH 1100</p>	<p><b>*Extraoral and Intraoral Examinations (ch. 13W)</b></p> <p><b>*Head and Neck Examinations (m. 13A)</b></p> <p><b>*Oral Examinations (m. 14A)</b></p> <p><b>Wilkins' Video: Extraoral and Intraoral Examinations</b></p>	<p>DH 1110 Clinical Service-Learning Reflection</p> <p>Weekly Online Quiz 7</p> <p>Homework Week 8</p>	
	<b>WEEK NINE</b>		
<p>Oct. 14<sup>th</sup> DH 1100</p>	<p><b>BRING TO CLASS:</b> Instrument Cassette with Dental Mirror, 11/12 Explorer, H5/33 Scaler, Barnhart 5/6, Columbia 13/14, Gracey 1/2, and Periodontal Typodont</p> <p><b>*Soft Tissue Lesions (m. 12A)</b></p> <p>+Read and Discuss Describing and Documenting Lesions: Patient Cases (p. 417-422), Use lesion descriptor worksheets</p> <p><b>*Instrument Design and Classification (m. 8P)</b></p> <p><b>*Instrumentation Stroke (m. 11P)</b></p> <p><b>Midterm Exam Review:</b> Emphasis on Wilkins' ch. 5, 6, 7</p>	<p>DH 1110 Clinical Service-Learning Reflection</p> <p>Online Quiz Week 8</p> <p>Homework Week 9</p>	

	<b>WEEK TEN</b>		
Oct. 21 <sup>st</sup> DH 1100	<b>MIDTERM EXAM</b> Assessment Center 8:00 - 9:30 AM  <b>Online Presentation in Canvas</b> * <a href="#">Emergency Care (ch. 9W)</a>	DH 1110 Clinical Service-Learning Reflection  Online Quiz Week 9  <i>Homework Week</i> 10	<u><b>Angina Pectoris</b></u> *Ms. Stout
	<b>WEEK ELEVEN</b>		
Oct. 28 <sup>th</sup> DH 1100	<b>BRING TO CLASS:</b> Instrument Cassette with Dental Mirror, 11/12 Explorer, H5/33 Scaler, 204SD Scaler, Nevi 4 Scaler, and Periodontal Typodont  * <a href="#">The Periodontium (ch. 18W)</a> * <a href="#">Instruments/Principles of Instrumentation (ch. 37W)</a> * <a href="#">Gingival Description (m. 15A)</a> * <a href="#">Supragingival Calculus Removal (m. 14P)</a> * <a href="#">Sickle Scalers (m. 15P)</a>  <i>Wilkins' Video: Scaling Supragingival Techniques</i>	DH 1110 Clinical Service-Learning Reflection  <i>Homework Week</i> 11	<u><b>Loss of Consciousness</b></u> Medical Emergency Presentations
	<b>WEEK TWELVE</b>		
Nov. 4 <sup>th</sup> DH 1100	* <a href="#">Documentation for Dental Hygiene Care (ch. 10W)</a> * <a href="#">Dental Hygiene Diagnosis (ch. 22W p. 384-388)</a>	DH 1110 Clinical Service- Learning Reflection  Online Quiz Week 11	<u><b>Respiratory Distress, Anxiety Disorders &amp; Allergic Reactions (1)</b></u> Medical Emergency Presentations

		Homework Week 12	
	<b>WEEK THIRTEEN</b>		
Nov. 11 <sup>th</sup> DH 1100	<p><b>*Instruments/Principles of Instrumentation (ch. 37W)</b></p> <p><b>*Subgingival Calculus Removal (m. 16P)</b></p> <p><b>*Universal Curettes (m. 17P)</b></p> <p><i>Wilkins' Video: Scaling Subgingival Techniques</i></p>	<p>Online Quiz Week 12</p> <p>Homework Week 13</p>	<p><b><u>Allergic Toxicities,</u></b></p> <p><b><u>Neurologic</u></b></p> <p><b><u>Dysfunctions,</u></b></p> <p><b><u>&amp; Acute Bleeding</u></b></p> <p>Medical Emergency/Consideration Presentations</p>
	<b>WEEK FOURTEEN</b>		
Nov. 18 <sup>th</sup> DH 1100	<p><b>*Periodontal Disease Development (ch. 19W)</b></p>	<p>Online Quiz Week 13</p> <p>Homework Week 14</p>	<p><b><u>Circulatory System &amp; Cardiovascular</u></b></p> <p><b><u>Diseases</u></b></p> <p>Medical Emergency/Consideration Presentations</p>
	<b>WEEK FIFTEEN</b>		
Nov. 25 <sup>th</sup> DH 1100	<p><b>*Effective Health Communication (ch. 3W)</b></p> <p><b>*Communication Skills for Assessment (m. 1A)</b></p> <p>+Read and Discuss Communication Scenario (p. 34)</p> <p><b>*Making Our Words Understandable (m. 2A)</b></p> <p>+Read and Discuss Through the Eyes of a Student (p. 48)</p> <p>+Read and Discuss Researching Med. Conditions (p. 49)</p> <p><b>*Overcoming Communication Barriers (m. 3A)</b></p> <p>+Read and Discuss The Human Element (p. 78-80)</p>	<p>Online Quiz Week 14</p> <p>Homework Week 15</p>	<p><b><u>Traumatic</u></b></p> <p><b><u>Injuries/Events</u></b></p> <p>Medical Emergency Presentations</p>

	+Read and Discuss <i>The Human Element</i> (p. 94-95)		
	<i>Wilkins' Video: Effective Health Communication</i>		
	<b>WEEK SIXTEEN</b>		
Dec. 2 <sup>nd</sup> DH 1100	<b>Review for Comprehensive Final</b>	DH 1100 Community Service-Learning Reflection  Online Quiz Week 15  Dental Hygiene Post-Test Due	
	<b>FINALS WEEK</b>		
Dec. 9 <sup>th</sup> DH 1100	<b>COMPREHENSIVE FINAL EXAM</b> Assessment Center		

## Institutional Policies

---

As members of our academic community, we would like to invite you to review the Institutional Syllabus which covers important policies and procedures. This document contains important links for students on the code of student rights and responsibilities, academic integrity, and grading policies, Title IX and other important acknowledgements. By familiarizing yourself with this information, you can help us create a safe and respectful environment for everyone.

You can access the document by clicking on the following link:

<https://slcc.instructure.com/courses/530981/pages/institutional-syllabus>

## Additional Policies

---



## LATE WORK POLICY:

Late work will not be accepted in this course. Students will show organization, responsibility, and accountability. Excuses will not be accepted to invalidate the policy. Late assignments, quizzes, or exams will be given a '0' grade.

## PLAGIARISM POLICY:

Students are expected to reference all sources of information. Any plagiarism will result in failure of the assignment and possible failure of the course. Information must not be copied from other students work, textbooks or internet sources.

## Teaching Methods and Learning Activities

---

- Class projects
- Presentations
- Lecture learning activities
- Assigned Reading
- Audio visuals
- Group Discussion
- Problem solving
- Civic engagement

## Professionalism

---

Professionalism is expected and includes at a minimum the following capabilities and traits :

1. **Appearance:** Displays appropriate professional appearance and is appropriately groomed as defined in the SLCC Dress Code.
2. **Attitudes:** Is actively concerned about others. Maintains a positive outlook toward others and toward assigned tasks. Recognizes and admits mistakes. Seeks and accepts feedback to improve performance.

3. **Dependability:** Completes tasks promptly and well. Arrives on time for online lectures and actively participates in clinical and didactic activities. Follows through and is reliable.
4. **Function under stress:** Maintains professional composure and exhibits good personal and clinical judgment in stressful situations. Recognizes the importance of maintaining professional behavior in the clinical setting, in spite of inappropriate action on the part of others.
5. **Initiative:** Independently identifies tasks to be performed and makes sure that tasks are completed satisfactorily. Performs duties promptly and efficiently. Is willing to spend additional time and to assume new responsibilities. Recognizes when help is required and when to ask for guidance.
6. **Integrity:** Displays honesty in all situations and interactions; is able to identify information that is confidential and maintain its confidentiality.
7. **Interpersonal relationships:** Provides support and is empathetic and considerate in interactions with peers, patients, faculty, and staff. Interacts effectively with "difficult individuals." Demonstrates respect for and complements the roles of other professionals. Is cooperative and earns respect.
8. **Tolerance:** Demonstrates ability to accept people and situations. Acknowledges his/her biases and does not allow them to affect patient care or contribute to inappropriate interactions with others.

## Rules and Requirements

---

- **Student participation** in class and during group assignments is critical for maximum learning.
- Students are required to demonstrate high levels of **integrity and professionalism** at all times. Failure to show professionalism and integrity will lower the overall grade by one letter grade or could result in more severe consequences as outlined in the SLCC Honor Code and the Dental Hygiene Policies and Procedures Handbook.
- **Participation in lectures** is imperative for student success. If for any reason you are not able to attend the lecture, it is your responsibility to let the course instructor know via email/text prior to the beginning of the class session. One unexcused

**absence or tardy** more than fifteen (15) minutes in either lab or lecture constitutes academic probation. More than one absence or tardy results in dismissal from the dental hygiene program as explained in the dental hygiene policy and procedures manual.

- An absence from class or a missed exam requires notification of the course instructor and department coordinator. It is also the students' responsibility to obtain missing readings and lecture notes, as well as arrange **make-up exams** with the course instructor. Only legitimate reasons will be considered for make-up exams. Failure to follow these guidelines will result in a grade of "0" for missed exam, quiz or homework assignment.
- The student is responsible to discuss any grading **discrepancy** with the instructor within 10 days from the posting of the grade.
- **Cell phone** usage (incoming or outgoing) is not allowed during lecture or lab. Important messages may be checked during breaks and before or after class time.
- Personal **laptop computers** are a benefit to some students. During lectures, please refrain from reading emails, surfing the web, or engaging in other activities not related to the lectures. If the student is found participating in distracting activities for themselves or others the student will lose that privilege.
- Any information obtained from this course may not be published or copied without written permission from the instructor. Any form of **plagiarism** in this course may result in failure of the course.

## Electronic/Wireless Devices in the Classroom

The advent of technology use in the classroom as an instructional tool has caused both opportunities and distractions. The expectations for this course are that you are engaged and present during class time, which means that you will be free from technological distractions. Research has shown that these distractions cause individual inattentiveness and can make it difficult for others to stay focused on the immediate discussions. The following policies are in effect during our time together:

1. Cell phones, iPods, pagers, High-Resolution DVR Spy Pens with webcam and microphone or any device (excluding ADA authorized devices) that may distract from the class should be silenced before entering the classroom and may not be on the desk

during class or exams. If you have an emergency and must use your cell phone, please exit the classroom to take the call. If you are discovered reading/sending text messages during class, you could be asked to leave the class and will be counted absent for that class session.

2. You are expected to engage in discussion for the class. You may use your computer to access your textbook, take notes, and research the discussion topic. However, some students may find it difficult to refrain from reading emails, surfing the web, and engaging in other activities not related to the class. Therefore, if you are discovered engaging in computer activities not directly related to the class, you will be asked to leave the class and will be counted absent for that class session.

3. You may not record or publish information from the class without written authorized use from the instructor. If used without authorization you have violated PRIVACY/INTELLECTUAL PROPERTY RIGHTS.

## Learning Support and Tutoring Services

We are pleased to offer a range of tutoring and learning support services to help you achieve your academic goals. Whether you need assistance with a specific subject or want to improve your study skills, you have many options for tutoring or other support.

To learn more about the services we offer and how to access them, please visit the Institutional Syllabus under the Tutoring and Learning Support tab: <https://slcc.instructure.com/courses/530981/pages/institutional-syllabus>. We encourage you to take advantage of these resources to help you succeed in your studies. If you have any questions or would like to schedule a tutoring session, please don't hesitate to reach out to us. We are here to support you in any way we can.

## Advising and Counseling Support Services

At our institution, we are committed to supporting your academic and personal growth. That's why we offer a range of advising and counseling services to help you navigate the challenges of college life. To learn more about the resources available to you and how to access them, please visit the Institutional Syllabus under the Advising and Counseling Support Services tab: <https://slcc.instructure.com/courses/530981/pages/institutional->

[syllabus](#). Our advising team and the support centers across campus are here to support you in achieving your goals and overcoming any obstacles you may face.