

Header

Clinical Dental Hygiene II

DH1410 301

Instructor Information

Faculty

Phone:

Email:

Office Location:

Office Hours

Course Description

Delivery of preventative and therapeutic services. Practical application from didactic information. Professionalism, client and operating safety, instrument competency. Designated Community-Engaged Learning course.

Prereq: DH 1100 & DH 1110

Coreq: DH 1400

Semester: Spring

Clinical dental hygiene is the portion of the dental hygiene curriculum focused on developing the cognitive, affective, and psychomotor skills necessary for delivery of

preventive, educational, and therapeutic services to the public. The delivery of comprehensive care is accomplished through adherence to the process of care: assessment of patient needs, formulation of a dental hygiene diagnosis, planning for the prevention and treatment of oral disease, implementation of various dental hygiene interventions (services) and evaluation of both the patient and practitioner efforts and oral health outcomes.

Course Student Learning Outcomes

- Demonstrates competency for process of care on varying populations of patients including children, adolescents, geriatric and special needs patients; and integrate current didactic course work into the scope of patient care.
- Assess the patient's medical history and oral examinations to develop comprehensive, individualized dental hygiene treatment plans, appropriately based on the patient's oral conditions, including all clinical and supplemental procedures.

- Treat patients from various age groups and varying degrees of difficulty so as to demonstrate clinical skills at the stated competency level.
- Demonstrate proper and appropriate instrumentation techniques and selection for the removal of deposits on periodontal patients.
- Provide education and counseling to patients in oral hygiene and preventive techniques.
- Identify the need to sharpen instruments and utilize the appropriate method to restore the cutting edge while maintaining the contour of the instrument.
- Demonstrate the ability to complete all procedures in the Dental Hygiene Process of Care to stated competency.
- Complete and maintain accurate records of assigned patient caseload, enrichment assignments, and team support assignments.
- Utilize appropriate operatory management techniques including equipment maintenance, operatory preparation, and instrument care and maintenance.
- Demonstrate the use of appropriate infection control and exposure control guidelines during all procedures.
- Demonstrate knowledge of chemical hygiene safety guidelines and procedures.
- Utilize appropriate dental and clinical terminology.
- Complete patient records and clinical forms accurately, legibly and return to secured file storage upon patient dismissal.
- Evaluate his/her own clinical work and utilize problem solving techniques.
- Promote and demonstrate the development of professional behavior, attitude, and rapport.
- Provide dental hygiene treatment utilizing the Dental Hygiene Process of Care to a Class II periodontal patient achieving a Competency Evaluation level of 75% or higher.
- Reflect on service to community through a “Great Story” at the end of each month.

College Wide Student Learning Outcomes

- 1. Communicate effectively

- 2. Develop quantitative literacies necessary for their chosen field of study
- 3. Think critically & creatively
- 4. Develop civic literacy and the capacity to be community-engaged learners who act in mutually beneficial ways with community partners
- 5. Develop knowledge and skills to work with others in a professional & constructive manner
- 6. Develop computer & informational literacy
- 7. Develop the attitudes and skills for lifelong wellness

Class Schedule

Due Date	Assignment Name	Assignment Type	Points
	Introduce Yourself	Discussion	0
	Mid-Semester Student Conferences	Assignment	
1/11	Coronal Motor Polishing on Typodont	Assignment	0
1/11	Sealant Placement on Typodont	Assignment	0
1/30	Service Learning Great Experience Reflection I	Assignment	100
2/27	Service Learning Great Experience Reflection II	Assignment	100

Due Date	Assignment Name	Assignment Type	Points
3/26	Service Learning Great Experience Reflection III	Assignment	100
4/18	DH 1410 OSCE	Assignment	120
4/23	Service Learning Great Experience Reflection IV	Assignment	100
4/23	Area Specific Instrumentation PE	Assignment	68
4/23	Calculus Detection and Removal PE	Assignment	44
4/23	Clinic II Competency Evaluation	Assignment	100
4/23	Desensitization PE	Assignment	40
4/23	Instrument Sharpening PE	Assignment	48
4/23	Patient Education /Treatment Planning PE	Assignment	48
4/23	Pit and Fissure Sealant Application PE	Assignment	76
4/23	Removable Prosthesis/Retainer/N ightguard Care PE	Assignment	64

Due Date	Assignment Name	Assignment Type	Points
4/23	Tal Eval Grade: Professionalism, Attendance, Infection Control, ADPIED	Assignment	100
4/23	Topical Fluoride Varnish PE	Assignment	44
4/23	Ultrasonic Instrumentation PE	Assignment	76
4/23	Alginate Impressions	Assignment	40
4/23	Air Flow Biofilm Management Learning Opportunity	Assignment	0
4/23	Coronal Motor Polishing PE	Assignment	56
4/23	Oraqix Local Anesthesia PE	Assignment	72
4/23	Sirona BWX Learning Opportunity	Assignment	0

Brief Description of Assignments/Exams

- Monthly written reflections on [Service-Learning Great Experiences](#) (4). Students are required to complete at least 10 hours of dental-related service/service learning during their 2nd semester in the SLCC Dental Hygiene program. Students will complete a written reflection on one significant clinical and/or community engagement experience per month pertaining to service-learning. See Service-Learning Reflection Guidelines.
- [TalEval](#) is the clinical online grading/tracking system used by the SLCC Dental Hygiene Program. This program enables students and instructors to track clinical

progress and the student to view feedback by instructors to adjust learning as needed. TalEval will also be used to assess professionalism, attendance, time management, infection control, and the dental hygiene process of care. See Clinic Manual for additional TalEval information.

- Objective Structured Clinical Exam (OSCE)(1). A standardized, simulation-based assessment tool used to comprehensively evaluate candidates' cognitive, psychomotor, & affective clinical skills.
The OSCE is a structured station-based examination designed to assess multiple students' clinical performances over the same materials at the same time. Each station is timed & creates a simulated scenario that often involves the use of Standardized Patients (or actors), typodonts, manikins, medical histories, radiographs, mouth models, instruments, etc. Each station tests different clinical skills and levels of knowledge based on predetermined criteria that are evaluated by calibrated instructors using standardized checklists and rubrics.
- Learning Experiences (LE's) (16) are purely educational and are designed to provide feedback on foundational clinical procedures. The student will receive instruction on a clinical procedure and then the following week will demonstrate the LE to the team clinic instructor (CI) for feedback. The student is required to understand the concepts and receive minimal prompts from the CI. Once the student passes off the LE, they may complete the PE the next week.
- Process Evaluations (PE's) (12) are observatory practical assessments that involve demonstration and knowledge of assigned objectives. The student must understand the clinical procedure completely. CI's may not guide, prompt, or give hints. The PE's require the student to show competence to be passed off. Students must pass with a 75% to be considered competent to advance in the SLCC dental hygiene program.
- Clinic II Patient Competency (1) will be completed on a clinic patient with a *Periodontal Classification of Health/Gingivitis* and *Calculus Classification II*. The student will complete four quadrants of subgingival scaling as well as a tissue re-evaluation at the appropriate time to determine patient response and clinician effectiveness of treatment. The student will utilize a combination of skills and knowledge to demonstrate preparation and competence. Students must pass with a 75% to advance in the SLCC dental hygiene program.

Grading	Possible Points	Percent of Grade
Service-Learning Great Experiences		10%
TalEval/Professionalism		15%
OSCE		20%
Learning Experiences/Process Evaluations		30%
Clinic II Patient Competency		<u>25%</u>
		100%

Grading Scale

A = 100 – 95 %	B = 86 – 83 %	C = 77 – 75 %	D = 66 – 64%
A- = 94 – 90 %	B- = 82 – 80 %	C- = 74 – 71%	D- = NA
B+ = 89 – 87 %	C+ = 79 – 78 %	D+ = 70 – 67%	E = 63 – and below

A : For outstanding work which demonstrates exceptional mastery of course material

B : For good work which is clearly beyond simple mastery of material

C : For acceptable work indicating a mastery of the basic concepts of a course (75% and above)

D : For unacceptable work that fails to meet course requirements


E : For unacceptable work that fails to meet course requirements

REQUIREMENT FOR SUCCESSFUL COMPLETION OF THIS COURSE:

A minimum passing grade of a C or 75% is required for successful completion of this course.

Attendance is mandatory for each clinic session. Refer to the Dental Hygiene Program Student Handbook for attendance policy.

Required Text or Materials



Title: Wilkins' Clinical Practice of the Dental Hygienist

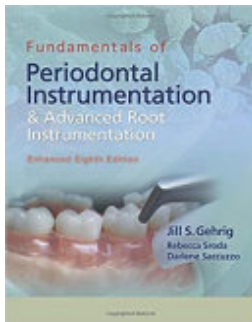
ISBN: 9781284295726

Authors: Linda D. Boyd, Lisa F. Mallonee

Publisher: Jones & Bartlett Learning

Publication Date: 2023-06-05

Edition: 14th Edition



Title: Fundamentals of Periodontal Instrumentation and Advanced Root Instrumentation, Enhanced


ISBN: 9781284242515

Authors: Jill Gehrig, Rebecca Sroda, Darlene Saccuzzo

Publisher: Jones & Bartlett Publishers

Publication Date: 2018-08-13

Edition: 8th Edition



Title: Patient Assessment Tutorials: A Step-By-Step Guide for the Dental Hygienist

ISBN: 9781284240924

Authors: Jill S. Gehrig

Publisher: Jones & Bartlett Learning

Publication Date: 2020-06-09

Edition: 4th Edition

For more information on textbook accessibility, contact Accessibility & Disability Services at ads@slcc.edu.

Student Academic Calendar

As students you should be aware of all important dates in the semester, such as the day that courses begin and end, as well as the drop date and the last day to withdraw. To learn more about those dates, navigate to the Student Academic Calendar below:

[SLCC Student Academic Calendar](#)

Course Outline and Calendar

DATE	TOPIC/ACTIVITY	CLINIC LEARNING EXPERIENCES (LE's) & PROCESS EVALUATIONS (PE's)	TEAM SUPPORT/ ASSIGNMENTS
	WEEK ONE (ch. #W- Wilkins, #P- Perio Inst., #A-Assess.)		
JAN. 9 th DH 1410 Tuesday	<p>Welcome Back!!</p> <p>AM Learning Session (Classroom HTC 181):</p> <p><u>Orientation:</u> (Clinic Instructor Introductions)</p> <ul style="list-style-type: none"> • Syllabus • Grading/Evaluation Procedures • Clinic Notebooks • Clinic Requirements • TalEval <p><u>Clinic Protocols:</u></p> <ul style="list-style-type: none"> • Scheduling Patients • Patient Parking/Payments • Operatory Preparation • Dentrax • Patient Care Guidelines <ul style="list-style-type: none"> ◦ Treating Children ◦ Patient Surveys 		<p><u>Review</u></p> <p>SLCC Student Handbook and Clinic Manual</p> <p>DH 1410 Clinic II Syllabus Material</p> <p><u>Sign</u></p> <p>Course Verification Agreement</p>

	<ul style="list-style-type: none"> • Team Support Guidelines • Emergency Contact Information <p><u>Reading Preparation:</u> *Emergency Care (ch. 9 W) -----</p> <p>PM Learning Session (Clinic HTC 173):</p> <ul style="list-style-type: none"> • Medical Emergency Protocols • Medical Emergency Rotations • Clinic Review Quiz • Color Typodonts • Organize Operatories <p>*PCMC Tour 3:30 PM-4:30 PM??</p>		
JAN. 11th DH 1410 Thursday	<p><u>Reading Preparation:</u> *Sealants (ch. 35W) *Extrinsic Stain Removal (ch. 42W)</p> <p>AM Clinic Teams Learning Session <i>Clinic Instructor Introductions</i> <i>Sealant Placement on Typodont</i> <i>Coronal Motor Polish on Typodont</i> <i>Student Partner Patient Care</i> -----</p> <p>PM Clinic Teams Learning Session <i>Student Partner Patient Care</i></p>	<i>Sealant Placement</i> <i>Typodont LE</i> <i>Coronal Polish</i> <i>Typodont LE</i>	
	<p>WEEK TWO</p>		
JAN. 16th DH 1410 Tuesday	<p>AM Clinic Teams Learning Session <i>Student Partner Patient Care</i> -----</p> <p>PM Clinic Teams Learning Session <i>Student Partner Patient Care</i></p>		

<p>JAN. 18th DH 1410 Thursday</p>	<p>AM Clinic Session <i>Peer Partner Patient Care</i> ----- PM Clinic Session <i>Peer Partner Patient Care</i></p>		
WEEK THREE			
<p>JAN. 23rd DH 1410 Tuesday</p>	<p>AM Clinic Session <i>Peer Partner Patient Care</i> ----- PM Clinic Session <i>Peer Partner Patient Care</i></p>		
<p>JAN. 25th DH 1410 Thursday</p>	<p>AM Clinic Session <i>Peer Partner Patient Care</i> ----- PM Clinic Session <i>Peer Partner Patient Care</i></p>		
WEEK FOUR			
<p>JAN. 30th DH 1410 Tuesday</p>	<p>AM Clinic Session <i>Peer Partner Patient Care</i> ----- PM Clinic Session <i>Peer Partner Patient Care</i></p>		<p style="text-align: center;"><u>Great Experience</u> Service-Learning Reflection Due</p>
<p>FEB. 1st DH 1410 Thursday</p>	<p>AM Clinic Session <i>Patient Care</i> ----- PM Clinic Session <i>Patient Care</i></p>		<p style="text-align: center;"><u>Team Support</u> Jocelyn B Sabu T</p>
WEEK FIVE			
<p>FEB. 6th</p>	<p>AM Clinic Session</p>		<p style="text-align: center;"><u>Team Support</u></p>

DH 1410 Tuesday	<i>Patient Care</i> ----- PM Clinic Session <i>Patient Care</i>		Sidney H Hayley H
FEB. 8th DH 1410 Thursday	AM Clinic Session <i>Patient Care</i> ----- PM Clinic Session <i>Patient Care</i>		<u>Team Support</u> Mayson B Kianna B
	WEEK SIX		
FEB. 13th DH 1410 Tuesday	<u>Reading Preparation:</u> *Instruments and Principles for Instrumentation (ch. 37W, pg. 707-711) *Powered Instrument Design/Function (m. 26P) AM Clinic Teams Learning Session <i>Ultrasonic Instrumentation</i> ----- PM Clinic Session <i>Patient Care</i>		<u>Team Support</u> Olga D Samantha J
FEB. 15th DH 1410 Thursday	AM Clinic Session <i>Patient Care</i> ----- PM Clinic Session <i>Patient Care</i>		<u>Team Support</u> Danielle B Sasha C
	WEEK SEVEN		
FEB. 20th DH 1410 Tuesday	AM Clinic Session <i>Patient Care</i> -----		<u>Team Support</u> Hailey K

	PM Clinic Session <i>Patient Care</i>		Kalli L
FEB. 22nd DH 1410 Thursday	AM Clinic Session <i>Patient Care</i> ----- PM Clinic Session <i>Patient Care</i>		<u>Team Support</u> Alondra D Sydnee L
	WEEK EIGHT		
FEB. 27th DH 1410 Tuesday	<u>Reading Preparation:</u> *Area Specific Curets (m. 19P) AM Clinic Teams Learning Session <i>Gracey Instrumentation</i> ----- PM Clinic Session <i>Patient Care</i>		<u>Great Experience</u> Service-Learning Reflection Due <u>Team Support</u> Scott W Maria S
FEB. 29th DH 1410 Thursday	AM Clinic Session <i>Patient Care</i> ----- PM Clinic Session <i>Patient Care</i>		<u>Team Support</u> Jalyn B Alyssa B
	WEEK NINE		
MAR. 4th DH 1410 Tuesday	SPRING BREAK		
MAR. 6th DH 1410 Thursday	SPRING BREAK		
	WEEK TEN		

<p>MAR. 12th DH 1410 Tuesday</p>	<p><u>Reading Preparation:</u> *Instrument Care and Sharpening (ch. 38W) *Instrument Sharpening Techniques (m. 24P)</p> <p>AM Clinic Teams Learning Session <i>Instrument Sharpening</i> -----</p> <p>PM Clinic Session <i>Patient Care</i></p>		<p><u>Team Support</u> Megan G Erin H</p>
<p>MAR. 14th DH 1410 Thursday</p>	<p>AM Clinic Session <i>Patient Care</i> -----</p> <p>PM Clinic Session <i>Patient Care</i></p>		<p><u>Team Support</u> Chloe F Lesly R</p>
	<p>WEEK ELEVEN</p>		
<p>MAR. 19th DH 1410 Tuesday</p>	<p>AM Clinic Session <i>Patient Care</i> -----</p> <p>PM Clinic Session Senior Students Mentoring <i>Patient Care</i></p>		<p><u>Team Support (AM)</u> Sabu T Vanessa O</p> <p><u>NO TS in PM</u> Senior Student Mentors 1:00 PM - 3:00 PM</p> <p><u>Attend</u> Senior Table Clinics After Clinic <i>Dinner Provided</i></p>

<p>MAR. 21st DH 1410 Thursday</p>	<p>AM Clinic Session <i>Patient Care</i> ----- PM Clinic Session <i>Patient Care</i></p>		<p><u>Team Support</u> Jocelyn B Haley H</p>
WEEK TWELVE			
<p>MAR. 26th DH 1410 Tuesday</p>	<p><u>Reading Preparation:</u> *Subgingival Air Polishing (p. 742W) *Air Polishing f/ Biofilm Mngmnt/Stain (m. 27P) AM Clinic Teams Learning Session <i>Air Flow</i> ----- PM Clinic Session <i>Patient Care</i></p>		<p><u>Great Experience</u> Service-Learning Reflection Due <u>Team Support</u> Sidney H Kianna B</p>
<p>MAR. 28th DH 1410 Thursday</p>	<p>AM Clinic Session <i>Patient Care</i> ----- PM Clinic Session <i>Patient Care</i></p>		<p><u>Team Support</u> Mayson B Samantha J</p>
WEEK THIRTEEN			
<p>APR. 2nd DH 1410 Tuesday</p>	<p>AM Clinic Session <i>Patient Care</i> ----- PM Clinic Session <i>Patient Care</i></p>		<p><u>Team Support</u> Olga D Sasha C</p>
<p>APR. 4th DH 1410 Thursday</p>	<p>AM Clinic Session <i>Patient Care</i> ----- PM Clinic Session</p>		<p><u>Team Support</u> Danielle B Kalli L</p>

	<i>Patient Care</i>		
	WEEK FOURTEEN		
APR. 9th DH 1410 Tuesday	AM Clinic Session <i>Patient Care</i> ----- PM Clinic Session <i>Patient Care</i>		<u>Team Support</u> Hailey K Sydnee L
APR. 11th DH 1410 Thursday	AM Clinic Session <i>Patient Care</i> ----- PM Clinic Session <i>Patient Care</i>		<u>Team Support</u> Alondra D Maria S
	WEEK FIFTEEN		
APR. 16th DH 1410 Tuesday	Objective Structured Clinical Examination (OSCE)		<u>Complete Outcome</u> <i>Integrate knowledge and skill acquired over the semester to</i>
APR. 18th DH 1410 Thursday	Objective Structured Clinical Examination (OSCE)		<i>demonstrate competence in select skills.</i>
	WEEK SIXTEEN		
APR. 23rd DH 1410 Tuesday	<u>Last Day of Clinic!</u> AM Clinic Session <i>Patient Care (if needed)</i> <i>Check-Out</i> ----- PM Clinic Session <i>Check-Out</i>		<u>Great Experience</u> Service-Learning Reflection Due
APR. 25th DH 1410	Senior Student Local Anesthesia Board Exam		

Thursday	<i>No clinic access</i>		
	FINALS WEEK		

Institutional Policies

As members of our academic community, we would like to invite you to review the Institutional Syllabus which covers important policies and procedures. This document contains important links for students on the code of student rights and responsibilities, academic integrity, and grading policies, Title IX and other important acknowledgements. By familiarizing yourself with this information, you can help us create a safe and respectful environment for everyone.

You can access the document by clicking on the following link: <https://slcc.instructure.com/courses/530981/pages/institutional-syllabus>

Additional Policies

LATE WORK POLICY:

Late work will not be accepted in this course. Students will show organization, responsibility, and accountability. Excuses will not be accepted to invalidate the policy. Late assignments, quizzes, or exams will be given a '0' grade.

PLAGIARISM POLICY:

Students are expected to reference all sources of information. Any plagiarism will result in failure of the assignment and possible failure of the course. Information must not be copied from other students work, textbooks or internet sources.

Teaching Methods and Learning Activities

- Hands-on learning
- Application of didactic learning

- Lecture learning activities
- Assigned reading
- Audio visuals
- Group discussion
- Problem solving
- Civic engagement

Professionalism

Professionalism is expected and includes at a minimum the following capabilities and traits :

1. **Appearance:** Displays appropriate professional appearance and is appropriately groomed as defined in the SLCC Dress Code.
2. **Attitudes:** Is actively concerned about others. Maintains a positive outlook toward others and toward assigned tasks. Recognizes and admits mistakes. Seeks and accepts feedback to improve performance.
3. **Dependability:** Completes tasks promptly and well. Arrives on time for online lectures and actively participates in clinical and didactic activities. Follows through and is reliable.
4. **Function under stress:** Maintains professional composure and exhibits good personal and clinical judgment in stressful situations. Recognizes the importance of maintaining professional behavior in the clinical setting, in spite of inappropriate action on the part of others.
5. **Initiative:** Independently identifies tasks to be performed and makes sure that tasks are completed satisfactorily. Performs duties promptly and efficiently. Is willing to spend additional time and to assume new responsibilities. Recognizes when help is required and when to ask for guidance.
6. **Integrity:** Displays honesty in all situations and interactions; is able to identify information that is confidential and maintain its confidentiality.
7. **Interpersonal relationships:** Provides support and is empathetic and considerate in interactions with peers, patients, faculty, and staff. Interacts effectively with

"difficult individuals." Demonstrates respect for and complements the roles of other professionals. Is cooperative and earns respect.

8. **Tolerance:** Demonstrates ability to accept people and situations. Acknowledges his/her biases and does not allow them to affect patient care or contribute to inappropriate interactions with others.

Rules and Requirements

- **Student participation** in class and during group assignments is critical for maximum learning.
- Students are required to demonstrate high levels of **integrity and professionalism** at all times. Failure to show professionalism and integrity will lower the overall grade by one letter grade or could result in more severe consequences as outlined in the SLCC Honor Code and the Dental Hygiene Policies and Procedures Handbook.
- **Participation in lectures** is imperative for student success. If for any reason you are not able to attend the lecture, it is your responsibility to let the course instructor know via email/text prior to the beginning of the class session. One unexcused **absence or tardy** more than fifteen (15) minutes in either lab or lecture constitutes academic probation. More than one absence or tardy results in dismissal from the dental hygiene program as explained in the dental hygiene policy and procedures manual.
- An absence from class or a missed exam requires notification of the course instructor and department coordinator. It is also the students' responsibility to obtain missing readings and lecture notes, as well as arrange **make-up exams** with the course instructor. Only legitimate reasons will be considered for make-up exams. Failure to follow these guidelines will result in a grade of "0" for missed exam, quiz or homework assignment.
- The student is responsible to discuss any grading **discrepancy** with the instructor within 10 days from the posting of the grade.
- **Cell phone** usage (incoming or outgoing) is not allowed during lecture or lab. Important messages may be checked during breaks and before or after class time.

- Personal **laptop computers** are a benefit to some students. During lectures, please refrain from reading emails, surfing the web, or engaging in other activities not related to the lectures. If the student is found participating in distracting activities for themselves or others the student will lose that privilege.
- Any information obtained from this course may not be published or copied without written permission from the instructor. Any form of **plagiarism** in this course may result in failure of the course.

Electronic/Wireless Devices in the Classroom

The advent of technology use in the classroom as an instructional tool has caused both opportunities and distractions. The expectations for this course are that you are engaged and present during class time, which means that you will be free from technological distractions. Research has shown that these distractions cause individual inattentiveness and can make it difficult for others to stay focused on the immediate discussions. The following policies are in effect during our time together:

1. Cell phones, iPods, pagers, High-Resolution DVR Spy Pens with webcam and microphone or any device (excluding ADA authorized devices) that may distract from the class should be silenced before entering the classroom and may not be on the desk during class or exams. If you have an emergency and must use your cell phone, please exit the classroom to take the call. If you are discovered reading/sending text messages during class, you could be asked to leave the class and will be counted absent for that class session.
2. You are expected to engage in discussion for the class. You may use your computer to access your textbook, take notes, and research the discussion topic. However, some students may find it difficult to refrain from reading emails, surfing the web, and engaging in other activities not related to the class. Therefore, if you are discovered engaging in computer activities not directly related to the class, you will be asked to leave the class and will be counted absent for that class session.
3. You may not record or publish information from the class without written authorized use from the instructor. If used without authorization you have violated **PRIVACY/INTELLECTUAL PROPERTY RIGHTS**.

Learning Support and Tutoring Services

We are pleased to offer a range of tutoring and learning support services to help you achieve your academic goals. Whether you need assistance with a specific subject or want to improve your study skills, you have many options for tutoring or other support.

To learn more about the services we offer and how to access them, please visit the Institutional Syllabus under the Tutoring and Learning Support tab: <https://slcc.instructure.com/courses/530981/pages/institutional-syllabus>. We encourage you to take advantage of these resources to help you succeed in your studies. If you have any questions or would like to schedule a tutoring session, please don't hesitate to reach out to us. We are here to support you in any way we can.

Advising and Counseling Support Services

At our institution, we are committed to supporting your academic and personal growth. That's why we offer a range of advising and counseling services to help you navigate the challenges of college life. To learn more about the resources available to you and how to access them, please visit the Institutional Syllabus under the Advising and Counseling Support Services tab: <https://slcc.instructure.com/courses/530981/pages/institutional-syllabus>. Our advising team and the support centers across campus are here to support you in achieving your goals and overcoming any obstacles you may face.