



Dental Hygiene
Program

DH 2050
General and Oral
Pathology


Fall
Semester
2022

Instructor:

TABLE OF CONTENTS

DEPARTMENT CHAIR & CONTACT INFORMATION.....	3
CREDIT HOURS.....	3
DAY & TIME.....	3
Disability Resource Center.....	3
COURSE DIRECTOR & CONTACT INFORMATION	3
OFFICE HOURS.....	3
COURSE DESCRIPTION.....	3
COURSE OBJECTIVES.....	4
REQUIRED STUDENT RESOURCES.....	4
COURSE CHAPTER OBJECTIVES.....	5
SLCC COLLEGE WIDE STUDENT LEARNING OUTCOMES.....	6
COURSE REQUIREMENTS/ CLASSROOM POLICIES.....	7
ATTENDANCE POLICY.....	7
LATE WORK/ EXAMINATION POLICY.....	7
GRADES & POINT VALUE.....	8
REQUIREMENT FOR SUCCESSFUL COURSE COMPLETION.....	8
EXTRA CREDIT.....	8
METHODS OF EVALUATION.....	8
HOMEWORK/ OUT OF CLASS TIME.....	8
TEACHING STRATEGIES.....	8
STUDENT CODE OF CONDUCT.....	9
EMERGENCY EVACUATION PROCEDURE.....	9
ELECTRONIC/ WIRELESS DEVICES IN CLASSROOM.....	9
PROFESSIONALISM.....	10
INSTITUTIONAL SYLLABUS.....	10
COURSE CALENDAR.....	11
VERIFICATION OF AGREEMENT.....	12


DEPARTMENT CHAIR & CONTACT INFO:



CREDIT HOURS: 3

DAY & TIME: Tuesday—11:30-2:30pm

COURSE DIRECTOR & CONTACT INFORMATION:



COURSE DESCRIPTION:

This course presents processes of inflammation, wound healing, repair regeneration and immunological responses. Topics include oral manifestations of systemic diseases, genetics, and developmental anomalies of the oral cavity. Commonly encountered diseases and disorders of the head and neck are covered. Recognition between pathological disease and normal tissue is emphasized.

This course is designed to provide the dental hygiene student with the knowledge and skills necessary to recognize and recommend safe and effective care to their patients for the common diseases/conditions found in dental practices. This course reviews oral pathology/oral medicine entities of the hard and soft tissues with emphasis on diagnosis and management. This is a comprehensive course that requires description, differential diagnosis, diagnosis and management of the entities encountered in dental practices. Lectures include didactic instruction in obtaining, recording and interpreting the findings of the head and neck examination, past medical history, laboratory tests, radiographs and physical findings. Emphasis will be on proper description and recording of the various pathology and diseases relevant to the oral and maxillofacial region.

This course will provide the student with sufficient knowledge, judgment and skill to recognize normal findings as well as significant deviations from normal. The student will know when to refer, how to refer and the appropriate work-up for their patients.

At the completion of the course the student will be able to recognize, diagnose and recommend treatment for the lesions encountered in dental practices.

The Disability Resource Center

SLCC values inclusive learning environments and strives to make all aspects of the College accessible to our students. If you have a disability and believe you need accommodations to improve access to learning materials or the learning environment, please contact the Disability Resource Center:

Although pregnancy is not a disability, our DRC advisors are trained to assist with pregnancy related accommodations in addition to disability related accommodations. We strongly recommend any student who is pregnant or becomes pregnant while in the program notify the DRC. This will allow preventative measures to be taken, safety process in place to protect the student and the unborn child and allow for accommodations.

Due to risk of fetal exposure to radiation and chemicals while in the program it is strongly recommended that all pregnant students work closely with the DRC.

[REDACTED]

[REDACTED]

[REDACTED]

[REDACTED]

STUDENT LEARNING OUTCOMES

Upon successful completion of this course, the student should be able to:

Cognitive

- Assess the clinical appearance of soft tissue lesions
- Explain the process of inflammation and repair
- Explain and describe the components and functions of the immune system
- Summarize the pathogenesis of infectious diseases
- Describe and explain the developmental disorders of the face and oral cavity
- Appraise and statistically relate the basics of human genetics

Psychomotor

- Locate and appraise neoplastic growths of the soft and hard tissues

- Locate and evaluate the oral manifestations of systemic diseases
- Locate and assess the diseases affecting the temporomandibular joint

Affective

- Defend the role of the dental hygienist in identifying and reporting lesions of the face and oral cavity

REQUIRED STUDENT RESOURCES

Textbook

Neville, Damm, Allen, Chi. Oral & Maxillofacial Pathology, 4th edition. St. Louis, Missouri: Saunders/Elsevier, 2016.

Equipment/Technology/Software

PC: Windows® XP, Resolution: 1024 x 768, Internet Explorer 6.0, FireFox 2.0
 Mac:10.4.x, Resolution: 1024 x 768, Safari 3.0, FireFox 2.0
 56k modem for website
 Adobe® Flash® Player

Materials

Pen, Paper, Pencil, Erasers and Colored Highlighters

As a result of completing this course, students will be able to...	Teaching Method	Evaluation Method	CODA Standard
1: Demonstrate correct usage of the terminology used in pathology.	<input checked="" type="checkbox"/> Didactic <input checked="" type="checkbox"/> Discussion <input type="checkbox"/> Lab/Simulation <input type="checkbox"/> Observation <input type="checkbox"/> Treatment	<input checked="" type="checkbox"/> Quiz <input checked="" type="checkbox"/> Exam <input type="checkbox"/> Essay <input type="checkbox"/> Observe <input type="checkbox"/> Other	2-6, 2-9, 2-11, 2-12, 2-13, 2-14, 2-15, 2-23
2. Perform a complete head and neck examination.	<input checked="" type="checkbox"/> Didactic <input checked="" type="checkbox"/> Discussion <input type="checkbox"/> Lab/Simulation <input type="checkbox"/> Observation <input type="checkbox"/> Treatment	<input checked="" type="checkbox"/> Quiz <input checked="" type="checkbox"/> Exam <input type="checkbox"/> Essay <input type="checkbox"/> Observe <input type="checkbox"/> Other	2-6, 2-9, 2-11, 2-12, 2-13, 2-14, 2-15, 2-23
3. Recognize normal, variations from normal, and abnormal soft and hard tissue entities commonly found in the oral and maxillofacial region.	<input checked="" type="checkbox"/> Didactic <input checked="" type="checkbox"/> Discussion <input type="checkbox"/> Lab/Simulation <input type="checkbox"/> Observation <input type="checkbox"/> Treatment	<input checked="" type="checkbox"/> Quiz <input checked="" type="checkbox"/> Exam <input type="checkbox"/> Essay <input type="checkbox"/> Observe <input type="checkbox"/> Other	2-6, 2-9, 2-11, 2-12, 2-13, 2-14, 2-15, 2-23
4. Describe the clinical appearance of any abnormalities using proper medical	<input checked="" type="checkbox"/> Didactic <input checked="" type="checkbox"/> Discussion <input type="checkbox"/> Lab/Simulation	<input checked="" type="checkbox"/> Quiz <input checked="" type="checkbox"/> Exam <input type="checkbox"/> Essay	2-6, 2-9, 2-11, 2-12, 2-

terms and document them in the dental chart.	<input type="checkbox"/> Observation <input type="checkbox"/> Treatment	<input type="checkbox"/> Observe <input type="checkbox"/> Other	13, 2-14, 2-15, 2-23
5. Interpret clinical laboratory and radiographic findings to the extent that a differential diagnosis/diagnoses can be established.	<input checked="" type="checkbox"/> Didactic <input checked="" type="checkbox"/> Discussion <input type="checkbox"/> Lab/Simulation <input type="checkbox"/> Observation <input type="checkbox"/> Treatment	<input checked="" type="checkbox"/> Quiz <input checked="" type="checkbox"/> Exam <input type="checkbox"/> Essay <input type="checkbox"/> Observe <input type="checkbox"/> Other	2-6, 2-9, 2-11, 2-12, 2-13, 2-14, 2-15, 2-23
6. Demonstrate a logical approach to diagnosis of oral lesions and their treatment.	<input checked="" type="checkbox"/> Didactic <input checked="" type="checkbox"/> Discussion <input type="checkbox"/> Lab/Simulation <input type="checkbox"/> Observation <input type="checkbox"/> Treatment	<input checked="" type="checkbox"/> Quiz <input checked="" type="checkbox"/> Exam <input type="checkbox"/> Essay <input type="checkbox"/> Observe <input type="checkbox"/> Other	2-6, 2-9, 2-11, 2-12, 2-13, 2-14, 2-15, 2-23
7. Correctly order laboratory tests necessary to arrive at a final diagnosis.	<input checked="" type="checkbox"/> Didactic <input checked="" type="checkbox"/> Discussion <input type="checkbox"/> Lab/Simulation <input type="checkbox"/> Observation <input type="checkbox"/> Treatment	<input checked="" type="checkbox"/> Quiz <input type="checkbox"/> Exam <input type="checkbox"/> Essay <input type="checkbox"/> Observe <input type="checkbox"/> Other	2-6, 2-9, 2-11, 2-12, 2-13, 2-14, 2-15, 2-23
8. Discuss and understand the common therapeutic regimens used in treating oral diseases.	<input checked="" type="checkbox"/> Didactic <input checked="" type="checkbox"/> Discussion <input type="checkbox"/> Lab/Simulation <input type="checkbox"/> Observation <input type="checkbox"/> Treatment	<input checked="" type="checkbox"/> Quiz <input checked="" type="checkbox"/> Exam <input type="checkbox"/> Essay <input type="checkbox"/> Observe <input type="checkbox"/> Other	2-6, 2-9, 2-11, 2-12, 2-13, 2-14, 2-15, 2-23
9. Correctly prescribe medications to manage the diseases encountered in dental practice.	<input checked="" type="checkbox"/> Didactic <input checked="" type="checkbox"/> Discussion <input type="checkbox"/> Lab/Simulation <input type="checkbox"/> Observation <input type="checkbox"/> Treatment	<input type="checkbox"/> Quiz <input checked="" type="checkbox"/> Exam <input type="checkbox"/> Essay <input type="checkbox"/> Observe <input type="checkbox"/> Other	2-6, 2-9, 2-11, 2-12, 2-13, 2-14, 2-15, 2-23
10. Recognize/treat/ manage the more common soft and hard tissue lesions of the oral & maxillofacial region	<input checked="" type="checkbox"/> Didactic <input checked="" type="checkbox"/> Discussion <input type="checkbox"/> Lab/Simulation <input type="checkbox"/> Observation <input type="checkbox"/> Treatment	<input checked="" type="checkbox"/> Quiz <input checked="" type="checkbox"/> Exam <input type="checkbox"/> Essay <input type="checkbox"/> Observe <input type="checkbox"/> Other	2-6, 2-9, 2-11, 2-12, 2-13, 2-14, 2-15, 2-23
11. Obtain medical & dental consultations when appropriate and correctly write referral letters.	<input checked="" type="checkbox"/> Didactic <input checked="" type="checkbox"/> Discussion <input type="checkbox"/> Lab/Simulation <input type="checkbox"/> Observation <input type="checkbox"/> Treatment	<input checked="" type="checkbox"/> Quiz <input checked="" type="checkbox"/> Exam <input type="checkbox"/> Essay <input type="checkbox"/> Observe <input type="checkbox"/> Other	2-6, 2-9, 2-11, 2-12, 2-13, 2-14, 2-15, 2-23

SLCC STUDENT LEARNING OUTCOMES

SLCC is committed to fostering and assessing the following College-wide student learning outcomes in its programs and courses:

1. Acquire substantive knowledge
2. Communicate effectively
3. Develop quantitative literacies
4. Think critically & creatively
5. Become a community engaged learner

6. Work in professional & constructive manner
7. Develop computer & informational literacy
8. Develop lifelong wellness

COURSE REQUIREMENTS/CLASSROOM POLICIES

Classroom Policies:

1. Students must arrive on time for class with the necessary materials (pencils, paper, Erasers, lecture notes, colored highlighters; etc.).
2. All assignments must be well organized and completed as directed by the instructor.
3. Cheating in any form may result in dismissal from the school.
4. Students must adhere to all rules and regulations of the School.
5. Due to the class being held during the lunch hour, food and drinks are permitted in the classroom (as authorized by Dr. Trump)
6. All cell phones must be turned off (or on “do not disturb”) during class.
7. There will be one 10-minute break in each hour of instruction.
8. Students who sleep during class will be marked absent for that day.
9. Students who disrupt class may be given one verbal warning before being asked to leave. A student asked to leave class will be marked absent for that period.
10. Additional help from the instructor is available during office hours, by appointment only, and **only if the student has no absences from the class.**

ATTENDANCE POLICY

Unexcused absences may result in the student receiving up to a 20% deduction in grade for attendance (see Dental Hygiene Program Attendance Policy).

Attendance:

1. 1st Absence:
 - a. NO makeup work given by instructor
 - b. (5%) point deduction of final grade
 - c. A 5 page paper on an oral pathology subject will be assigned for **EVERY** absence and due the next class day. It must meet proper APA format and will be checked for plagiarism. If the paper is NOT turned in the next class day, the student will receive another 5% reduction in the final class grade.
2. 2nd Absence:
 - a. (10%) deduction of final grade
3. 3rd Absence:
 - a. (20%) deduction of final grade
4. ALL absences for illness will require a letter from a physician AND WILL BE confirmed by instructor. **If the medical office will NOT confirm an illness, the absence will be unexcused so please sign a medical release form for Dr Trump/ SLCC/Ms. Mendenhall before you leave the office.**

LATE WORK/EXAMINATION POLICY

Students will not be allowed to take exams and quizzes after the exam date unless previously approved by the instructor and dental hygiene program director. If approval is granted student must take the exam the 1st school day following the missed class period. Zero credit will be awarded on the exam if the exam is not taken the first school day following the missed class period.

STUDENTS MUST BE IN THEIR SEAT FOR QUIZZES/EXAMS NO LATER THAN 1:00 PM SHARP. A "ZERO" will be the recorded grade for tardy attendance.

No electronic recording devices of any kind are allowed in the classroom without written documented permission by the instructor. This includes, but is not limited to scanners, camcorders, voice recorders and phone recorders.

Our goal is to build a respectful learning and work environment that allows for positive communication and teamwork. To promote this all students must abide by academic policies related to attendance, behavior and professional conduct as published in the current institutional catalog.

Students caught cheating will receive an automatic "F" for this course! There will be **NO EXCEPTIONS** to this policy. Cheating **INCLUDES** but **IS NOT LIMITED TO**:

- Copying, scanning, recording test or quiz questions
- Texting questions or answers to a quiz or examination in any way, shape, form, or fashion
- Glancing or looking at another student's quizzes or examinations

There will be some breaks during the class period but they will be given when there is a natural break in the lecture and on Dr. Trump's time schedule. Due to Dr. Trump's schedule and workload, some lectures may be given live over Zoom or pre-recorded and posted in Canvas.

GRADING SCALE AND POLICY

A = 100 – 95 %	B = 86 – 83 %	C = 77 – 75 %	D = 66 – 64%
A- = 94 – 90 %	B- = 82 – 80 %	C- = 74 – 71%	D- = None
B+ = 89 – 87 %	C+ = 79 – 78 %	D+ = 70 – 67%	E = 63-- and below

A : For outstanding work which demonstrates *exceptional mastery* of course material

B : For good work which is *clearly beyond* simple mastery of material

C : For *acceptable* work indicating a mastery of the basic concepts of a course

Lecture passing grade is 75%

REQUIREMENT FOR SUCCESSFUL COMPLETION OF THIS COURSE

A **MINIMUM PASSING GRADE OF C, OR 75, IS REQUIRED** for successful completion of this course

EXTRA CREDIT

EXTRA CREDIT WILL NOT BE GIVEN TO RAISE A COURSE GRADE

METHODS OF EVALUATION

Exam I.....	30%
Exam II.....	30%
Exam III.....	40%

HOMEWORK/OUT OF CLASS TIME

Reading : 4 hours per week
Quiz/Exam Preparation: 12 hours per week

TEACHING STRATEGIES

- Lecture/Discussion/Q&As
- Audiovisual
- PowerPoint References
- Workbook Assignments
- Pathology Case Studies

STUDENT AFFAIRS CODE OF STUDENT RIGHTS AND RESPONSIBILITIES

Students are expected to follow all provisions of the Student Code of Conduct available here:
http://www.slcc.edu/policies/docs/Student_Code_of_Conduct.pdf

EMERGENCY EVACUATION PROCEDURE

When instructed to evacuate the building, always leave immediately. The Dental Hygiene Department will meet in front of the LDS Institute (northeast corner of the building) for a head count and further instructions. As a rule, it is recommended that you evacuate the building at a distance of one and a half times the size of the building to avoid harm.

Any question, please contact (801) 957-4963 www.slcc.edu/riskmanagement/docs/2011

PLAGIARISM

Students are expected to reference all sources of information. Any plagiarism will result in failure of the assignment and possible failure of the course. Information must not be copied from other students work, textbooks or internet sources.

ELECTRONIC/WIRELESS DEVICES IN CLASSROOM

The advent of technology use in the classroom as an instructional tool has caused both opportunities and distractions. The expectations for this course are that you are engaged and present during class time, which means that you will be free from technological distractions.

Research has shown that these distractions cause individual inattentiveness and can make it difficult for others to stay focused on the immediate discussions. The following policies are in effect during our time together:

1. Cell phones, iPods, pagers, High-Resolution DVR Spy Pens with webcam and microphone or any device (excluding ADA authorized devices) that may distract from the class should be silenced before entering the classroom and may not be on the desk during class or exams. If you have an emergency and must use your cell phone, please exit the classroom to take the call. If you are discovered reading/sending text messages during class, you could be asked to leave the class and will be counted absent for that class session.
2. You are expected to engage in discussion for the class. You may use your computer to access your textbook, take notes, and research the discussion topic. However, some students may find it difficult to refrain from reading emails, surfing the web, and engaging in other activities not related to the class. Therefore, if you are discovered engaging in computer activities not directly related to the class, you will be asked to leave the class and will be counted absent for that class session.
3. You may not record or publish information from the class without written authorized use from the instructor. If used without authorization you have violated PRIVACY/INTELLECTUAL PROPERTY RIGHTS.

PROFESSIONALISM:

Professionalism is expected and includes at a minimum the following capabilities and traits :

1. **Appearance:** Displays appropriate professional appearance and is appropriately groomed as defined in the SLCC Dress Code.
2. **Attitudes:** Is actively concerned about others. Maintains a positive outlook toward others and toward assigned tasks. Recognizes and admits mistakes. Seeks and accepts feedback to improve performance.
3. **Dependability:** Completes tasks promptly and well. Arrives on time and actively participates in clinical and didactic activities. Follows through and is reliable.
4. **Function under stress:** Maintains professional composure and exhibits good personal and clinical judgment in stressful situations. Recognizes the importance of maintaining professional behavior in the clinical setting, in spite of inappropriate action on the part of others.
5. **Initiative:** Independently identifies tasks to be performed and makes sure that tasks are completed satisfactorily. Performs duties promptly and efficiently. Is willing to spend additional time and to assume new responsibilities. Recognizes when help is required and when to ask for guidance.
6. **Integrity:** Displays honesty in all situations and interactions; is able to identify information that is confidential and maintain its confidentiality.
7. **Interpersonal relationships:** Provides support and is empathetic and considerate in interactions with peers, patients, faculty, and staff. Interacts effectively with "difficult


- individuals." Demonstrates respect for and complements the roles of other professionals. Is cooperative and earns respect.
8. **Tolerance:** Demonstrates ability to accept people and situations. Acknowledges his/her biases and does not allow them to affect patient care or contribute to inappropriate interactions with others.

The Disability Resource Center

SLCC values inclusive learning environments and strives to make all aspects of the College accessible to our students. If you have a disability and believe you need accommodations to improve access to learning materials or the learning environment, please contact the Disability Resource Center:

Although pregnancy is not a disability, our DRC advisors are trained to assist with pregnancy related accommodations in addition to disability related accommodations. We strongly recommend any student who is pregnant or becomes pregnant while in the program notify the DRC. This will allow preventative measures to be taken, safety process in place to protect the student and the unborn child and allow for accommodations.

Due to risk of fetal exposure to radiation and chemicals while in the program it is strongly recommended that all pregnant students work closely with the DRC.



For college wide student resources please see the Institutional Syllabus located in Canvas.

COURSE CALENDAR

Date	Topic	Notes
Aug 23	Lecture 1: Developmental Defects	
Aug 30	Lecture 2: Abnormalities of teeth	
Sept 6	Lecture 3 & 4: Pulpal & Periodontal Pathology	
Sept 13	Lecture 5-7: Bacterial, Fungal & Viral infections	
Sept 20	EXAM #1, Lecture 1-4:	Exam #1
Sept 27	Lecture 8: Physical, Chemical & Immunological conditions	
Oct 4	Lecture 9: Epithelial Pathology	
OCT 11	Lecture 9: Epithelial Pathology continued	
Oct 18	EXAM #2, Lecture 5-9	Exam #2
Oct 25	Lecture 10: Salivary Gland Disease	
Nov 1	Lecture 11: Soft Tissue Tumors	
Nov 8	Lecture 12: Radiographic (Bone) Pathology	
Nov 15	Lecture 13: Odontogenic Cysts & Tumors	
Nov 22	Catch Up	Exam III, Ch 7, 9, 10
Nov 29	Course Review	Final Review
Dec 6	Final Exam (Exam #3)	Final Exam TBD

Course Calendar subject to change with notice

Failure to complete ALL assignments & coursework contained herein or assigned by the course director will result in a failing grade in this course

Syllabus Revised August 2022

Salt Lake Community College Dental Hygiene Program
Course Verification of Agreement

I _____ have read the DH 2050 Fall
(Print your name)

syllabus for General and Oral Pathology. I have been given the opportunity to have any questions I had regarding the contents of this syllabus answered; thus, I understand that I am responsible for ALL the material contained in this syllabus.

I also agree to comply with all course requirements and program standards contained within the Salt Lake Community College Course DH 2050 syllabus document.

Student Signature: _____ Date: _____