

# History of Costume

FASH1350 501

## Instructor Information

---

## Course Description

---

This course will examine western historic fashion and costume for men and women from ancient times to present, along with the cultural and political events that shaped each era and its clothing.

Recommended Pre/Co-Requisite(s): FASH 1010

Semester: Fall & Spring

To provide a background in historic costume of the Western hemisphere, understand the context of each of the main periods, and apply that knowledge to present-day design.

## Course Student Learning Outcomes

---

- Identify historical periods of clothing design and describe how politics, morality, social issues, technology, culture, geography, and the economy impact society and influence fashion development.
- Understand and discuss fabric, style, color, silhouettes, and fashion terminology used to identify characteristics of past and present fashions.
- Analyze recurring fashion trends in worldwide fashion cycles.

- Identify apparel and accessory styles from Egyptian culture (3100 B.C.) to present day.
- Compare and contrast the classic style of current apparel industry designs with prior century counterparts and attempt to predict or evaluate future trends.
- Identify historic fashion details reflected in current designer lines.
- Evaluate and identify costumes of various periods for authenticity, fit, and appearance on “the body in motion” when viewing historic/period videos.
- Demonstrate the ability to communicate effectively in a composed, professional manner in both verbal and written form in a work environment.
- Identify the historic methods used by scholars to analyze and interpret clothing history.
- Demonstrate the ability to gather, extrapolate, and critically analyze information from primary and secondary sources - and then answer questions, solve problems and explain ideas.

## Course Materials

---

### TEXT BOOKS:

Survey of Historic Costume, Tortora and Eubank, Prentice Hall, 6th Edition or above

### MATERIALS AND SUPPLES:

1. Supplies for visual presentations/projects

## Course Prerequisites

---

none

## Course Requirements

---

COURSE REQUIREMENTS: Preparation by reading the assigned materials and participation in class discussions and activities is mandatory.

Timely completion of assignment is required; late assignments will only be accepted for two week past the deadline with a 10% grade reduction.

CLASS SCHEDULE AND HOMEWORK: Attached is a schedule and list of assignments. This schedule will be followed as closely as possible however; some modifications may be necessary during the semester. You should be prepared to spend time reading the assignments and researching for your projects. These outside assignments will constitute a large portion of your grade.

## Cheating Policy

---

CHEATING POLICY: Students found cheating on an exam will be given a zero for the first offense. If it happens again, the student will receive an E for the entire course. There will be no tolerance for cheating.

## Incomplete

---

INCOMPLETES: An incomplete is a conditional grade given only in extraordinary cases where a student has completed a major portion of the class but is unable to complete course work due to circumstances beyond their control such as major illness/injury or a death in the family. Written documentation from your physician will be required.

## Class Schedule

---

Due Date	Assignment Name	Assignment Type	Points
	<a href="#">Extra Credit -Visit a museum, gallery or live arts program</a>	Assignment	0
	<a href="#">Historical Period Presentation Project</a>	Assignment	0
	<a href="#">Introduce Yourself</a>	Discussion	0

<b>Due Date</b>	<b>Assignment Name</b>	<b>Assignment Type</b>	<b>Points</b>
5/17	<a href="#">Canvas Students Tour Quiz</a>	Quiz	10
5/17	<a href="#">Introduce Yourself</a>	Discussion	10
5/17	<a href="#">Syllabus Quiz</a>	Quiz	10
5/20	<a href="#">Canvas Messaging Assignment</a>	Assignment	10
5/20	<a href="#">ePortfolio Set-up Assignment</a>	Assignment	25
5/20	<a href="#">Make Your Mistakes Here Assignment</a>	Assignment	0
5/20	<a href="#">Unit 1 Discussion/"Origins of Dress" Discussion</a>	Discussion	10
5/24	<a href="#">Unit 2 Discussion/Bead-Net-Dress</a>	Discussion	10
5/27	<a href="#">Unit 2 Glossary Discussion</a>	Discussion	10
5/27	<a href="#">Weekly Sketches - Unit 2 (Egypt)</a>	Assignment	10
5/27	<a href="#">Weekly Sketches - Unit 2 (Mesopotamia)</a>	Assignment	10
5/31	<a href="#">Unit 3 Discussion/Ancient Draping Assignment</a>	Discussion	10
6/3	<a href="#">Survey Of Historic Costume Quiz - Part 1</a>	Quiz	20

<b>Due Date</b>	<b>Assignment Name</b>	<b>Assignment Type</b>	<b>Points</b>
6/3	<a href="#">Unit 3 Glossary Discussion</a>	Discussion	10
6/3	<a href="#">Weekly Sketches - Unit 3 (Crete)</a>	Assignment	10
6/3	<a href="#">Weekly Sketches - Unit 3 (Etruria)</a>	Assignment	10
6/3	<a href="#">Weekly Sketches - Unit 3 (Greece)</a>	Assignment	10
6/3	<a href="#">Weekly Sketches - Unit 3 (Rome)</a>	Assignment	10
6/7	<a href="#">Unit 4 Discussion/Byzantine Textiles Article</a>	Discussion	10
6/10	<a href="#">Unit 4 Glossary Discussion</a>	Discussion	10
6/10	<a href="#">Weekly Sketches - Unit 4 (Early Middle Ages/Byzantine Empire)</a>	Assignment	10
6/10	<a href="#">Weekly Sketches - Unit 4 (Early Middle Ages/Fallen Roman Empire)</a>	Assignment	10
6/14	<a href="#">Unit 5 Discussion / Medieval Shoes</a>	Discussion	10
6/17	<a href="#">Consumer Profile Sketch</a>	Assignment	10
6/17	<a href="#">Project 1 Annotated Bibliography</a>	Assignment	0

<b>Due Date</b>	<b>Assignment Name</b>	<b>Assignment Type</b>	<b>Points</b>
6/17	<a href="#">Survey of Historic Costume Quiz - Part 2</a>	Quiz	20
6/17	<a href="#">Unit 5 Glossary Discussion</a>	Discussion	10
6/17	<a href="#">Weekly Sketches - Unit 5 (Late Middle Ages)</a>	Assignment	10
6/21	<a href="#">Unit 6 Discussion/Sumptuary Laws</a>	Discussion	10
6/24	<a href="#">Survey of Historic Costume Quiz - Part 3</a>	Quiz	20
6/24	<a href="#">Unit 6 Glossary Discussion</a>	Discussion	10
6/24	<a href="#">Weekly Sketches - Unit 6 (Italian Renaissance)</a>	Assignment	10
6/24	<a href="#">Weekly Sketches - Unit 6 (Northern Renaissance)</a>	Assignment	10
6/28	<a href="#">"Project 1" Presentation Discussion</a>	Discussion	25
6/28	<a href="#">Project 1</a>	Assignment	100
7/3	<a href="#">FASH 1350 MIDTERM EXAM</a>	Quiz	200
7/3	<a href="#">Survey Of Historic Costume - Part 1/Practice Quiz</a>	Quiz	0

<b>Due Date</b>	<b>Assignment Name</b>	<b>Assignment Type</b>	<b>Points</b>
7/3	<a href="#">Survey of Historic Costume - Part 2/Practice Quiz</a>	Quiz	0
7/3	<a href="#">Survey of Historic Costume - Part 3/Practice Quiz</a>	Quiz	0
7/5	<a href="#">Unit 7 Discussion / Scholarly Articles</a>	Discussion	10
7/5	<a href="#">Survey of a Scholarly Article - Assignment</a>	Assignment	25
7/8	<a href="#">Unit 7 Glossary Discussion</a>	Discussion	10
7/8	<a href="#">Weekly Sketches - Unit 7 (17th Century).</a>	Assignment	10
7/12	<a href="#">The Scarlet Pimpernel Assignment</a>	Assignment	10
7/12	<a href="#">Unit 8 Discussion/Phyllis Dalton &amp; "The Scarlet Pimpernel"</a>	Discussion	10
7/15	<a href="#">Project 2 Annotated Bibliography</a>	Assignment	0
7/15	<a href="#">Survey of Historic Costume Quiz - Part 4</a>	Quiz	20
7/15	<a href="#">Unit 8 Glossary Discussion</a>	Discussion	10
7/15	<a href="#">Weekly Sketches - Unit 8 (18th Century).</a>	Assignment	10

<b>Due Date</b>	<b>Assignment Name</b>	<b>Assignment Type</b>	<b>Points</b>
7/19	<a href="#">Unit 10 Discussion/The House of Worth and the Birth of Haute Couture</a>	Discussion	10
7/19	<a href="#">Unit 9 Discussion/Extreme Fashion</a>	Discussion	10
7/22	<a href="#">Unit 10 Glossary Discussion</a>	Discussion	10
7/22	<a href="#">Unit 9 Glossary Discussion</a>	Discussion	10
7/22	<a href="#">Weekly Sketch - Unit 10 (19th Century: part two) Bustle Period</a>	Assignment	10
7/22	<a href="#">Weekly Sketches - Unit 10 (19th Century: part two) Crinoline Period</a>	Assignment	10
7/22	<a href="#">Weekly Sketches - Unit 9 (19th Century: part one) Romantic Period</a>	Assignment	10
7/22	<a href="#">Weekly Sketches - Unit 9 (19th Century: part one) The Directoire &amp; Empire</a>	Assignment	10
7/26	<a href="#">Unit 11 Discussion / 20th Century Designers</a>	Discussion	10



<b>Due Date</b>	<b>Assignment Name</b>	<b>Assignment Type</b>	<b>Points</b>
7/26	<a href="#">Unit 12 Discussion / The Future of Clothing</a>	Discussion	10
7/29	<a href="#">Unit 11 Glossary Discussion</a>	Discussion	10
7/29	<a href="#">Unit 12 Glossary Discussion</a>	Discussion	10
7/29	<a href="#">Weekly Sketches - Unit 11 (20th Century: part one) Chapter 15 - The Edwardian Period and World War I Period: 1900-1920</a>	Assignment	10
7/29	<a href="#">Weekly Sketches - Unit 11 (20th Century: part one) Chapter 16 - Twenties, Thirties, and WWII 1920-1947</a>	Assignment	10
7/29	<a href="#">Weekly Sketches - Unit 11 (20th Century: part one) Chapter 17 - The New Look: Fashion Conformity Prevails 1947-1960</a>	Assignment	10
7/29	<a href="#">Weekly Sketches - Unit 12 (20th Century: part two) Chapter 19 The Eighties, Nineties and a New Millennium</a>	Assignment	10

Due Date	Assignment Name	Assignment Type	Points
7/29	<a href="#">Weekly Sketches - Unit 12 (20th Century: part two) The Sixties and Seventies</a>	Assignment	10
8/2	<a href="#">E-Portfolio Assignment</a>	Assignment	25
8/2	<a href="#">Project 2</a>	Assignment	100
8/2	<a href="#">Project 2" Presentation Discussion</a>	Discussion	25
8/3	<a href="#">FASH 1350 Final Exam</a>	Quiz	196
8/3	<a href="#">Survey of Historic Costume Part 4 / Practice Quiz</a>	Quiz	0
8/3	<a href="#">Survey of Historic Costume Part 5 / Practice Quiz</a>	Quiz	0
8/3	<a href="#">Survey of Historic Costume Part 6 / Practice Quiz</a>	Quiz	0
8/3	<a href="#">Survey of Historic Costume Quiz - Part 5</a>	Quiz	20
8/3	<a href="#">Survey of Historic Costume Quiz - Part 6</a>	Quiz	35

## Brief Description of Assignments/Exams

---

### Class Projects and Assignments

### GLOSSARY TERMS

As a class we will be compiling a glossary of items of dress covered each week for a review. You will be responsible for 1 clothing items each week. The assignment will include:

1. Typed definitions for each item of dress assigned
2. One or more historical pictures of the item of dress
3. A picture of a modern garment influenced by glossary term
  1. This can be one of your own designs, a garment from a modern designer, or a modern costume or reproduction.

## PROJECTS ONE & TWO

Choose two projects below. Project one should focus on a historic period(s) from the Ancient World through the Renaissance. Project two will focus on a period(s) from the 17th century to the 20th century.

## HISTORIC PAPER DOLL PROJECT

For this project you get to create paper dolls using figures that are drawn with period costumes. REQUIREMENTS: including but not limited to:

- All illustrations must be in color (do not use crayons).
- Include one or more base figures for the costumes.
- Create 15 or more costumes.
- You can concentrate on one historic period or design costumes that span centuries.
- How you present and engineer your paper doll is all part of the project.
- Bibliography of all sources consulted.

## HISTORIC CRAFT

For this project you will get to make a small garment or produce a sewing sampler of a craft that has historical significance.

REQUIREMENTS: including but not limited to:

- Historical photocopies of the craft in context
- Historical directions/patterns (may be contemporary reprints or your own instructions)
- One written page (minimum) describing the significance of this craft in the time it originated
- A list of the original materials used and those you substituted
- Bibliography of 3 or more sources used as a reference.

### ILLUSTRATED STORY

For this project you get to illustrate and write a short book using figures that are drawn with period costumes. REQUIREMENTS: including but not limited to:

- All illustrations must be in color (do not use crayons).
- The story can be original or well known.
- Your story must include at least 10 costumed figures
- Annotated bibliography (at least 3 sources)
- Bibliography of all other sources consulted for your plan and inspiration board

### COSTUME DESIGNS

Select a play, film script, musical, opera, or ballet written or set in the time periods studied to analyze and design 5 costumes (front and back):

REQUIREMENTS: including, but not limited to:

- Read the play and compile a list of potential costumes and accessories for 1 or more scenes for each character (jewelry, eye glasses, fans, crowns, shoes, hairstyles, masks, etc).
- Research the script and period and develop a research file of picture sources/inspiration.

- Create 5 fully rendered and colored costume designs for 1 or more scenes within the play.
- Bibliography of 3 or more sources used as a reference.

## FASHION LINE PLAN

For this project you get to design & illustrate a fashion line plan based on a historical inspiration. REQUIREMENTS: including but not limited to:

- You must complete a trend or inspiration board with reference to your historical inspiration
- You will design at least 5 looks as part of your line plan including front and back color illustrations of each
- Mount all illustrations as a fashion presentation with fabric swatches included
- Bibliography of all sources consulted for your plan and inspiration board.

## E-PORTFOLIO ASSIGNMENT

During the upcoming semester, you will choose an assignment, one that you feel is your best work for this class, upload it into your ePortfolio. Write a “Reflection” answering the following questions, and post it next to your uploaded assignment choice:

- What was the assignment you chose for your e-portfolio project?
- Why did you choose this project? • What did you learn from completing this project?
- How do you see yourself potentially using the skills and information you acquired from this project in a career in your future?

## WEEKLY DISCUSSIONS & ADDITIONAL ASSIGNMENTS

Each week there will be a discussion topic and often a corresponding assignment to explore a topic related to the period of history for that unit. These will be most easily found in the course modules. Initial posts to the discussion are due on Wednesday of each week, and comments on colleague posts are due by Friday of that same week

## Extra Credit

---

Extra Credit:

### 1. Fashion Presentation Project

Each student will be responsible for a PowerPoint presentation for a specific area of either historic or modern cultural dress. Presentations should be approximately 20 minutes.

#### REQUIREMENTS:

- Vocabulary: Illustrated glossary of costume terminology, pick at least 15-20 of the most relevant items. This should include pictures with definitions/explanations of each item of dress or style.
- Visual References/artwork: Period artwork/photographs, labeled with costume elements
- Historical Data: Chronology of important people, dates and events that influenced the culture.
- Country of Origin, Economy, Climate, and Natural Resources: what is the background of the country at the time? What was the economy like, does the climate and natural resources influence the clothing? Are the influences regional or global?

- Social Life, Religious Beliefs, and Professions: are there a major professions, religions and/or social activity, and did it influence how people dressed?
- Science and Inventions: Were there any scientific discoveries of the time or inventions that influenced dress?
- Reference: Provide 3 Annotated Bibliographies- Include not only books about costume history but art history, history, fashion, photography, textiles, and periodicals.

BUT REMEMBER TO INCLUDE:

- Bibliography of all sources.
- Upload presentation to canvas or email to me at [mclar185@bruinmail.slcc.edu](mailto:mclar185@bruinmail.slcc.edu) for grading.

## 2. Exhibit Review

25 points: Visit a museum, gallery of live arts program that has costuming as part of the subject matter/production. Write a one page, 12pt. typed, double-spaced paper evaluating the experience as it relates to your study in history of costume. Include a ticket stub or program as documentation. Due by the last class period of the term.

## Grading Scale

---

GRADING POLICY: Grades will be assigned for performance in accordance with the policy outlined in the college catalog. The final grade is based the total number of points received in several areas.

Projects/Presentations 30%

Weekly Discussion Participation 15%

Weekly Assignments/glossary sketches 15%

Midterm 20%

Final Exam 20%

Total 100%

Grading will be as follows:

A 93% and above B+ 87-89 C 73 – 76 D+ 67 – 69

A- 90 – 92 B 83 – 86 C- 70 – 72 D 63 – 66

B- 80 – 82 C+ 77 – 79 D- 60 – 62

E 59 – below

## How to Navigate to Canvas

## Online Tutoring

Students at SLCC have access to online tutoring through Canvas. From your Canvas course click Online Tutoring in the course navigation and follow the steps to set up an appointment. If this is your first time using the Online Tutoring we recommend you click "Take a Tour" to familiarize yourself with the service.

Note that students only receive 480 minutes of tutoring time each semester. After that we encourage you to use the resources found through this link:

<https://www.slcc.edu/tutoring/index.aspx>

If you have any additional questions reach out to [elarningsupport@slcc.edu](mailto:elarningsupport@slcc.edu).

## Institutional Policies

As members of our academic community, we would like to invite you to review the Institutional Syllabus which covers important policies and procedures. This document



contains important links for students on the code of student rights and responsibilities, academic integrity, and grading policies, Title IX and other important acknowledgements. By familiarizing yourself with this information, you can help us create a safe and respectful environment for everyone.

You can access the document by clicking on the following link:

<https://slcc.instructure.com/courses/530981/pages/institutional-syllabus>

## Learning Support and Tutoring Services

We are pleased to offer a range of tutoring and learning support services to help you achieve your academic goals. Whether you need assistance with a specific subject or want to improve your study skills, you have many options for tutoring or other support.

To learn more about the services we offer and how to access them, please visit the Institutional Syllabus under the Tutoring and Learning Support tab:

<https://slcc.instructure.com/courses/530981/pages/institutional-syllabus>. We encourage you to take advantage of these resources to help you succeed in your studies. If you have any questions or would like to schedule a tutoring session, please don't hesitate to reach out to us. We are here to support you in any way we can.

## Advising and Counseling Support Services

At our institution, we are committed to supporting your academic and personal growth. That's why we offer a range of advising and counseling services to help you navigate the challenges of college life. To learn more about the resources available to you and how to access them, please visit the Institutional Syllabus under the Advising and Counseling Support Services tab: <https://slcc.instructure.com/courses/530981/pages/institutional-syllabus>. Our advising team and the support centers across campus are here to support you in achieving your goals and overcoming any obstacles you may face.

## Student Academic Calendar

As students you should be aware of all important dates in the semester, such as the day that courses begin and end, as well as the drop date and the last day to withdraw. To learn more about those dates, navigate to the Student Academic Calendar below:

## [SLCC Student Academic Calendar](#)

## [Student Code of Conduct](#)

---


The student is expected to follow the SLCC Student Code of Conduct found at [http://www.slcc.edu/policies/docs/Student\\_Code\\_of\\_Conduct.pdf](http://www.slcc.edu/policies/docs/Student_Code_of_Conduct.pdf)

Students may obtain a complimentary printed copy of the Student Code of Conduct from the Office of Student Life and Leadership (SC124), Taylorsville Redwood Campus. Students also may request printed copies from Student Services offices at all other SLCC locations.

## [DRC Statement](#)

---


SLCC values inclusive learning environments and strives to make all aspects of the College accessible to our students. If you have a disability and believe you need accommodations to improve access to learning materials or the learning environment,



## [ADA Statement](#)

---

“Students with medical, psychological, learning or other disabilities desiring accommodations or services under ADA, must contact the Disability Resource Center (DRC). The DRC determines eligibility for and authorizes the provision of these accommodations and services for the college.” Please contact the DRC at the Student



## [Title IX Information](#)

---

Title IX of the Educational Amendments of 1972 prohibits discrimination based on sex in any educational institution that receives federal funding. Salt Lake Community College does not tolerate sex discrimination of any kind including: sexual misconduct; sexual harassment; relationship/sexual violence and stalking. These incidents may interfere with

or limit an individual's ability to benefit from or participate in the College's educational programs or activities. If you have questions or concerns regarding your rights or responsibilities, or if you would like to file a Title IX complaint please contact:





Title IX Coordinator

Salt Lake Community College

Taylorsville Redwood Campus

Technology Building, Room 225A



## Emergency Evacuation Procedures

In case of an emergency please walk to the nearest exit, using the stairs (DO NOT take the elevator), and out of the building. Please meet with your class a SAFE DISTANCE from the building.

### SEVERE WEATHER CONDITIONS:

If weather conditions are severe enough to cause concern regarding the open/closed status of the college, everyone can get timely and accurate information by calling the Information Hotline, 801-957-INFO or 801-957-4636. Information is posted on this hotline

at 5:00 a.m. and will be updated as conditions change. Major media may also provide information about school closures.

SLCC Emergency Information:

“If you SEE something, SAY something”

If you witness:

- Theft
  - Accident
  - Violence
  - Suspicious Activity
  - Life, Safety or Emergency
- Call 911!

