

Medical Office II

TEMA - 1030 301

Course Description

The Medical Office II course introduces students to the management of all aspects of medical office finances. Instruction includes diagnostic and procedural coding for insurance billing. Students will track claims reimbursement, process patient statements, and review fee collection processes.

Semester(s): All

Course Student Learning Outcomes

- Describe how to use procedural, diagnostic, and HCPCS coding required for insurance paperwork.
- Demonstrate professionalism in handling patient accounts and medical records.
- Describe banking and accounting procedures as related to the ambulatory care setting.
- Define healthcare insurance types, utilization, and guidelines.

College Wide Student Learning Outcomes

- Acquire substantive knowledge
- Communicate effectively
- Develop quantitative literacies

- Think critically
- Develop quantitative literacies
- Work with others in a professional and constructive manner

Course Prerequisites

None.

Transfer/Certification/Licensure/Employment Information

An SLCC Certificate is earned after successfully completing all the courses within the program (the entire training program). This type of certificate provides evidence to employers that a level of competence has been achieved.

Additionally, students take the tests for industry-standard certificates when completing specific courses intended to prepare students for those certificates (e.g., CPR, First Aid, etc.).

A national certification test must be taken before completing the Clinical Medical Assisting program, typically during the externship. Students may complete any of 3 certifications through the AMT, NCCT, or NHA. Please speak with your instructor to learn about the differences and costs associated with each.

Engagement Plan

Instructors are open and available to help you in the classroom for face-to-face interaction, through

college email or Canvas comments and messaging, Zoom, and telephone as posted within the syllabus

and the 'Home Page' in Canvas including the 'Communications Statement' (with exception of holidays

and campus closures). Feel free to reach out to us!

We will respond to email within 24 hours. The best way to contact us is via the Canvas Inbox, as we will prioritize this email over other modes of communication.

In this course we will be posting interactive announcements which will offer specific opportunities for class questions and participation in activities.

Keys for Success (how to succeed in the course)

Communication:

Instructors are open and available to help you in the classroom for face-to-face interaction, through college email or Canvas comments and messaging, Zoom, and telephone as posted within the syllabus and the 'Home Page' in Canvas including the 'Communications Statement' (with the exception of holidays and campus closures e.g. semester breaks). Feel free to reach out to us!

Clothing/Lab Dress Code:

Scrubs may be worn in the classroom, and are required in the lab area and for externship (some externship facilities have specific requirements eg. U of U Red, Black, or Navy Blue scrubs only). Closed-toe shoes are also required in the laboratory/clinical setting areas when practicing skills.

Food and Drinks:

There will be no food or drinks allowed in the computer or lab area of the classroom. A 'Break Room' with a microwave and refrigerator is available for student use.

Cellular Phone Usage:

Cellular phones will be turned to silent mode, or if they do not have a silent option, they will be turned off while in the classroom. Any phone conversation must be made outside the classroom to avoid disrupting others. Phones are not allowed at the testing stations.

Classroom Safety:


An emergency guideline and evacuation route are posted in the classroom. As you progress through the program, you will learn OSHA safety standards in a medical setting. There is a binder with Material Safety Data Sheets located in the classroom to use as a reference for an incident involving hazardous materials. Please be aware of the location of these safety guidelines.

Student Responsibilities:

All students are accountable for the following:

1. Stay engaged and on task (read, watch videos, listen, take notes, ask questions, complete assignments, schedule, and complete skills)
2. Log into the LMS (Canvas - the College's learning management system) for course materials, presentations, and examinations.
3. Follow the instructor's directions AT ALL TIMES.
4. Ask the instructor for assistance after FIRST having attempted to resolve the problem themselves.
5. Complete **12-24 hours** of coursework each week for on-time course completion (based on part-time vs full-time enrollment status).

Required Text or Materials



Title: Kinn's The Medical Assistant

ISBN: 9780323871167

Authors: Brigitte Niedzwiecki, Julie Pepper

Publisher: Elsevier Health Sciences


Publication Date: 2022-11-20

Edition: 15th


Title: Study Guide and Procedure Checklist Manual for Kinn's
The Clinical Medical Assistant

ISBN: 9780323874243

Authors: Brigitte Niedzwiecki, Julie Pepper



Publisher: Elsevier Health Sciences
Publication Date: 2022-09-06
Edition: 15th



Title: Simchart for the Medical Office: Learning the Medical Office Workflow
ISBN: 9780443348839
Authors: Elsevier Inc
Publisher: Elsevier
Publication Date: 2024-12-02
Edition: 2025 or earlier edition is acceptable

For more information on textbook accessibility, contact Accessibility & Disability Services at ads@slcc.edu.

Additional Materials

Clothing Requirements (in addition to SLCC Student policies):

- Closed toe shoes.
- Scrubs

Optional Equipment for Skills/Externship:

- Watch with second hand.
- Stethoscope
- Blood Pressure Cuff / Sphygmomanometer

Brief Description of Assignments/Exams

- Module 1-Health Insurance Essentials

- Module 2-Diagnostic Coding Essentials
- Module 3-Procedural Coding Essentials
- Module 4-Medical Billing and Reimbursement Essentials
- Module 5-Patient Accounts and Practice Management

Assignment Schedule

Due Date	Assignment Name	Assignment Type	Points
	Collecting Fees & Medical Office Management Spelling Test	Quiz	100
	Corporate Compliance Training Certificate	Assignment	100
	Explanation of Benefits - Payments and Adjustments	Assignment	60
	Health Insurance Basics Spelling Test	Quiz	20
	Introduce Yourself	Discussion	0
	Introduce Yourself	Discussion	0
	Introduce Yourself	Discussion	0
	Introduce Yourself	Discussion	0
	Kinn's Chapter 13 Test	Quiz	50
	Kinn's Chapter 12 Practice Quiz	Quiz	10

Due Date	Assignment Name	Assignment Type	Points
	Kinn's Chapter 12 Test	Quiz	50
	Kinn's Chapter 13 Practice Quiz	Quiz	10
	Kinn's Chapter 14 Practice Quiz	Quiz	10
	Kinn's Chapter 14 Test	Quiz	50
	Kinn's Chapter 15 Practice Quiz	Quiz	10
	Kinn's Chapter 15 Test	Quiz	50
	Kinn's Chapter 16 Practice Quiz	Quiz	100
	Kinn's Chapter 16 Test	Quiz	50
	Obtain a Referral with Documentation	Assignment	60
	Procedure 13.1 Perform Coding Using the Current ICD-10-CM (Manual and Encoder).	Assignment	20
	Procedure 14.1 Perform Procedural Coding: Surgery	Assignment	40
	Procedure 14.2 Perform Procedural Coding: Office Visit and Immunizations	Assignment	40

Due Date	Assignment Name	Assignment Type	Points
	Procedure 14.3 Working with Providers to Ensure Accurate Code Selection	Assignment	40
	Procedure 15.1: Perform Precertification with Documentation	Assignment	100
	Procedure 15.4: Complete an Insurance Claim Form #1	Assignment	100
	Procedure 15.4: Complete an Insurance Claim Form #2	Assignment	100
	Procedure 15.4: Complete an Insurance Claim Form #3	Assignment	100
	Procedure 15.4: Complete an Insurance Claim Form #4	Assignment	100
	Procedure 15.5 Utilize Medical Necessity Guidelines; respond to a 'Medical Necessity Denied' Claim Part 1	Assignment	20

Due Date	Assignment Name	Assignment Type	Points
	Procedure 15.5: Utilize Medical Necessity Guidelines; respond to a 'Medical Necessity Denied' Claim Part 2	Assignment	100
	Procedure 16.1: Post Charges and Payments to Patient Accounts - Submission	Assignment	100
	Procedure 16.2 (1): Inform a Patient of Financial Obligations for Services Rendered	Assignment	10
	Procedure 16.2 (2): Inform a Patient of Financial Obligations for Services Rendered	Assignment	10
	Procedure 16.2 (3): Inform a Patient of Financial Obligations for Services Rendered	Assignment	10
	Procedure 16.2 (4): Inform a Patient of Financial Obligations for Services Rendered	Assignment	10

Due Date	Assignment Name	Assignment Type	Points
	Procedure 16.3 Post Payments and Adjustments to Patient Account	Assignment	10
	Procedure 16.4: Prepare a Bank Deposit	Assignment	20
	Procedure: Interpret Information on an Insurance Card	Assignment	20
	Summative Objective Assessment - Requires Respondus LockDown Browser	Quiz	100
	Summative Performance Assessment Insurance Claim Form	Assignment	100

Grading Scale

SLTC Grading System

A = 100-90% → Excellent / Mastery

Consistently exceeds expectations, very few errors.

B = 89-78% → Satisfactory / Competent

Meets expectations; minor errors but overall skill is demonstrated.

E = Below 78% → Emerging / Needs Improvement

Does not yet meet expectations; needs more practice before reassessment

Mastery of competency in this competency-based program is demonstrated when you successfully complete the learning objectives and competencies within the coursework as defined. All components of the course must be mastered before moving forward. It is expected that each course be completed within the published course hours. At the end of your coursework, you will be rated according to the grading scale noted above based on your demonstrated ability of the course's established competencies. Additionally, you can earn credit for a course through Curriculum Exceptions or Credit for Prior Learning (CPL) by showing proof of previously completed course work.

Academic Integrity

PLAGIARISM: Students are expected to reference all sources of information. Any plagiarism will result

in failure of the assignment and possible failure of the course. The information must not be copied from

other student's work, textbook or internet sources.

Please refer to the SLCC Intuitional Syllabus for additional college information

How to Navigate to Canvas

Institutional Policies

As members of our academic community, we would like to invite you to review the Institutional Syllabus which covers important policies and procedures. This document contains important links for students on the code of student rights and responsibilities, academic integrity, and grading policies, Title IX and other important acknowledgements. By familiarizing yourself with this information, you can help us create a safe and respectful environment for everyone.

For more information, navigate to the Institutional Policies tab on the [Institutional Syllabus](#) page.

Learning Support and Tutoring Services

We are pleased to offer a range of tutoring and learning support services to help you achieve your academic goals. Whether you need assistance with a specific subject or want to improve your study skills, you have many options for tutoring or other support.

To learn more about the services we offer and how to access them, visit the [Institutional Syllabus](#) page under the Tutoring and Learning Support tab. We encourage you to take advantage of these resources to help you succeed in your studies. If you have any questions or would like to schedule a tutoring session, please don't hesitate to reach out to us. We are here to support you in any way we can.

Advising and Counseling Support Services

At our institution, we are committed to supporting your academic and personal growth. That's why we offer a range of advising and counseling services to help you navigate the challenges of college life. To learn more about the resources available to you and how to access them, visit the [Institutional Syllabus](#) page under the Advising and Counseling Support Services tab. Our advising team and the support centers across campus are here to support you in achieving your goals and overcoming any obstacles you may face.

Student Academic Calendar

As students you should be aware of all important dates in the semester, such as the day that courses begin and end, as well as the drop date and the last day to withdraw. To learn more about those dates, navigate to the Student Academic Calendar below:

[SLCC Student Academic Calendar](#)